



Highlands *County* Florida Clerk *of* Courts

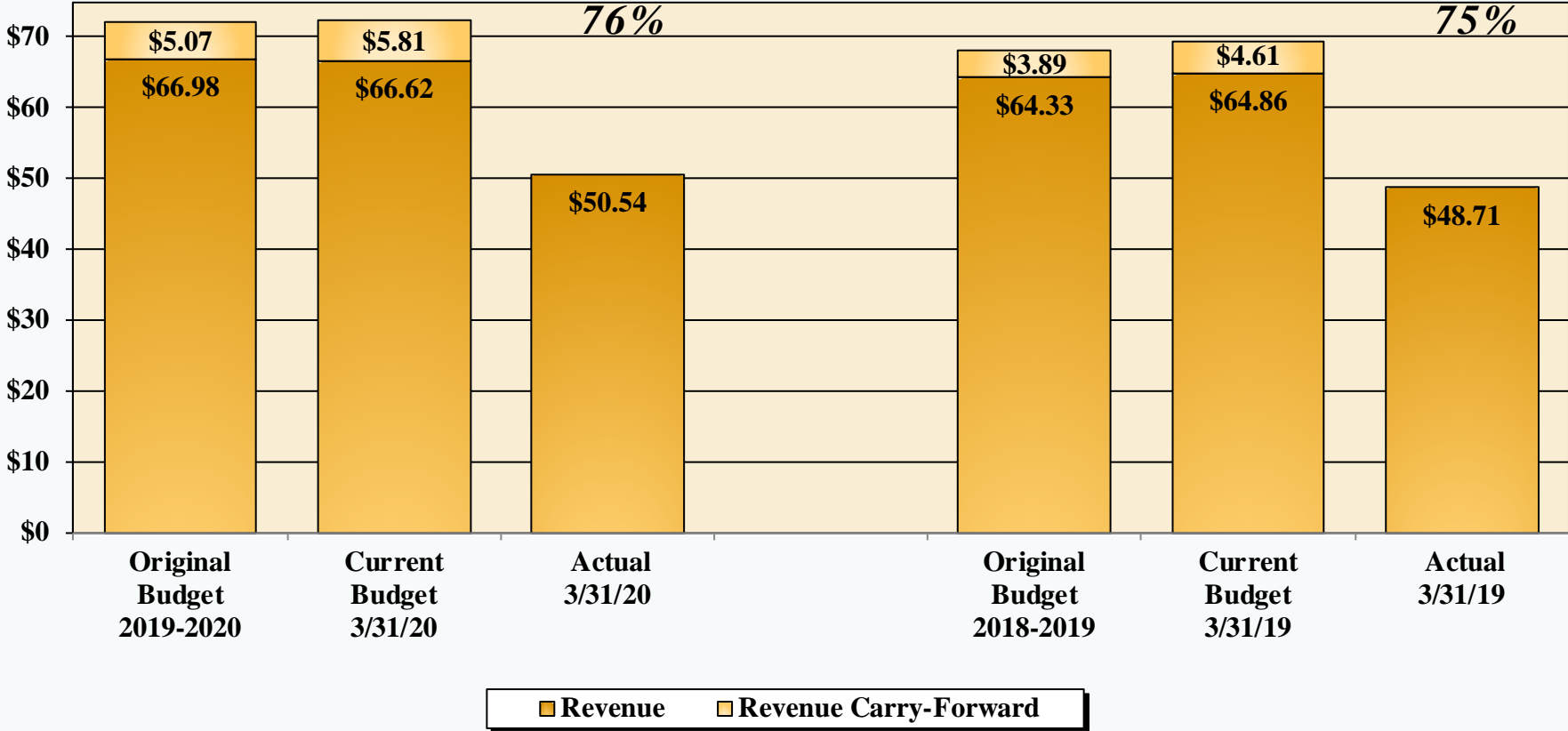
***INTERIM FINANCIAL REPORT
OF KEY OPERATING
PERFORMANCE MEASURES AS OF
March 31, 2020
(UNAUDITED)***

(UNAUDITED)



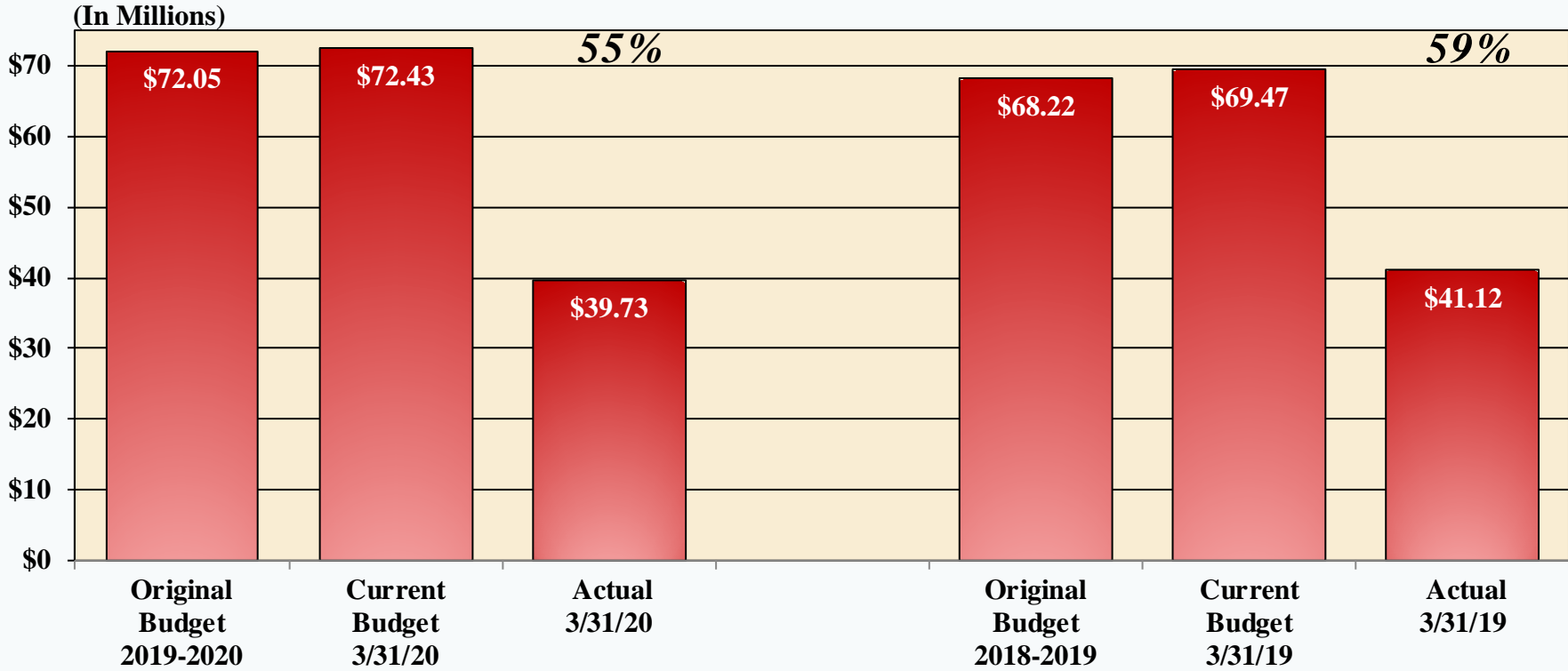
REVENUE – GENERAL FUND BUDGET – TO – ACTUAL

(In Millions)



(UNAUDITED)

EXPENDITURES – GENERAL FUND BUDGET – TO – ACTUAL & ENCUMBRANCES



Actual Less Encumbrances / Current Year: 53%

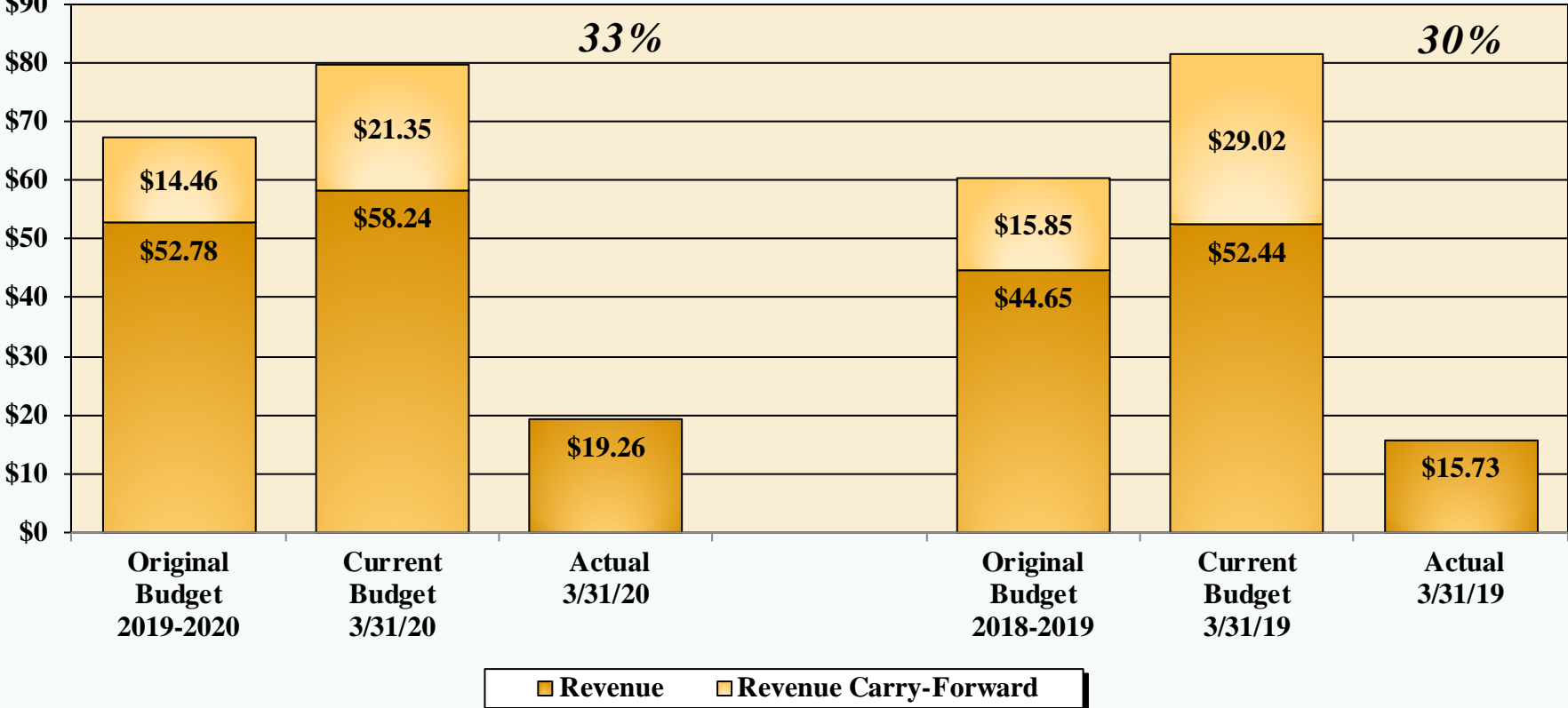
Actual Less Encumbrances / Prior Year: 58%

(UNAUDITED)

REVENUE – SPECIAL REVENUE FUNDS BUDGET – TO – ACTUAL



(In Millions)



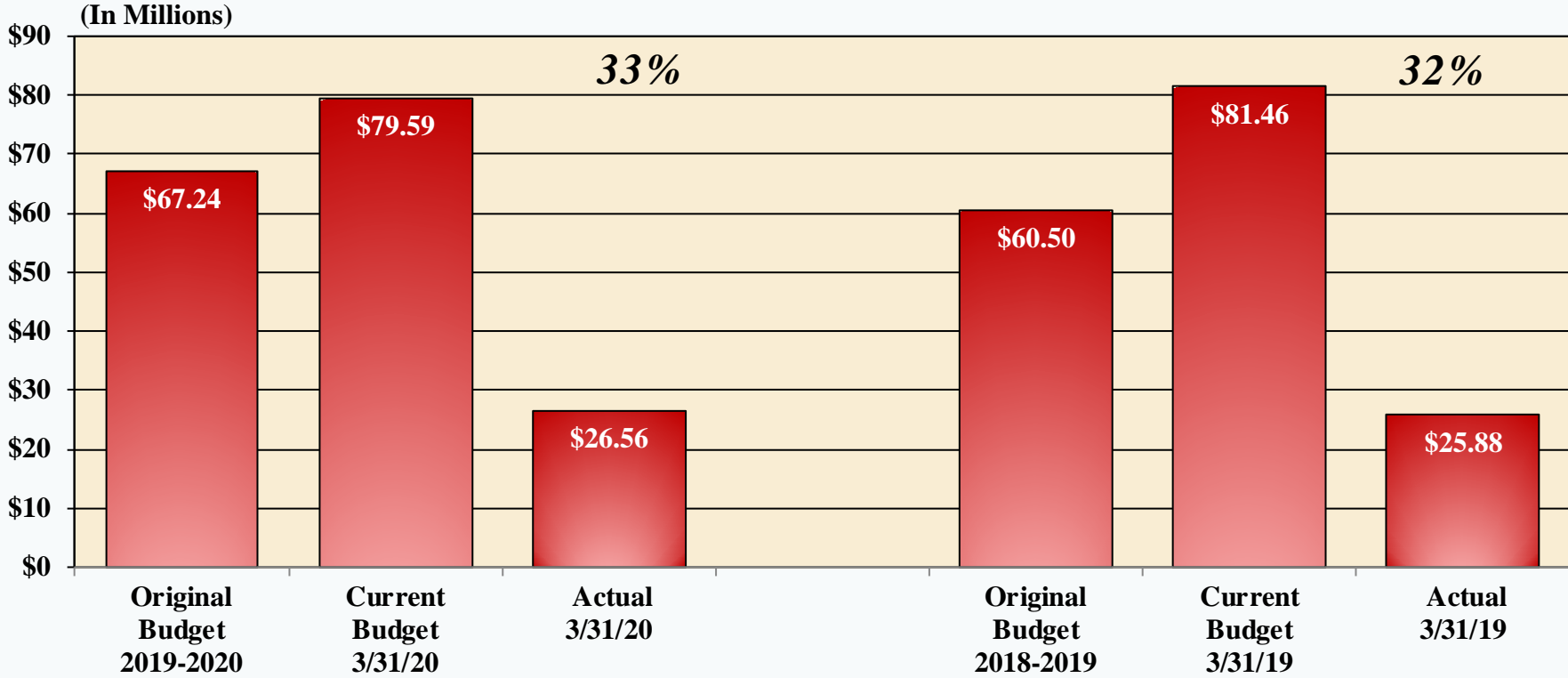
Note: State Revenue Sharing Funds lag 30 to 60 days

Robert W. Germaine, Clerk

(UNAUDITED)

EXPENDITURES - SPECIAL REVENUE FUNDS

BUDGET – TO – ACTUAL & ENCUMBRANCES



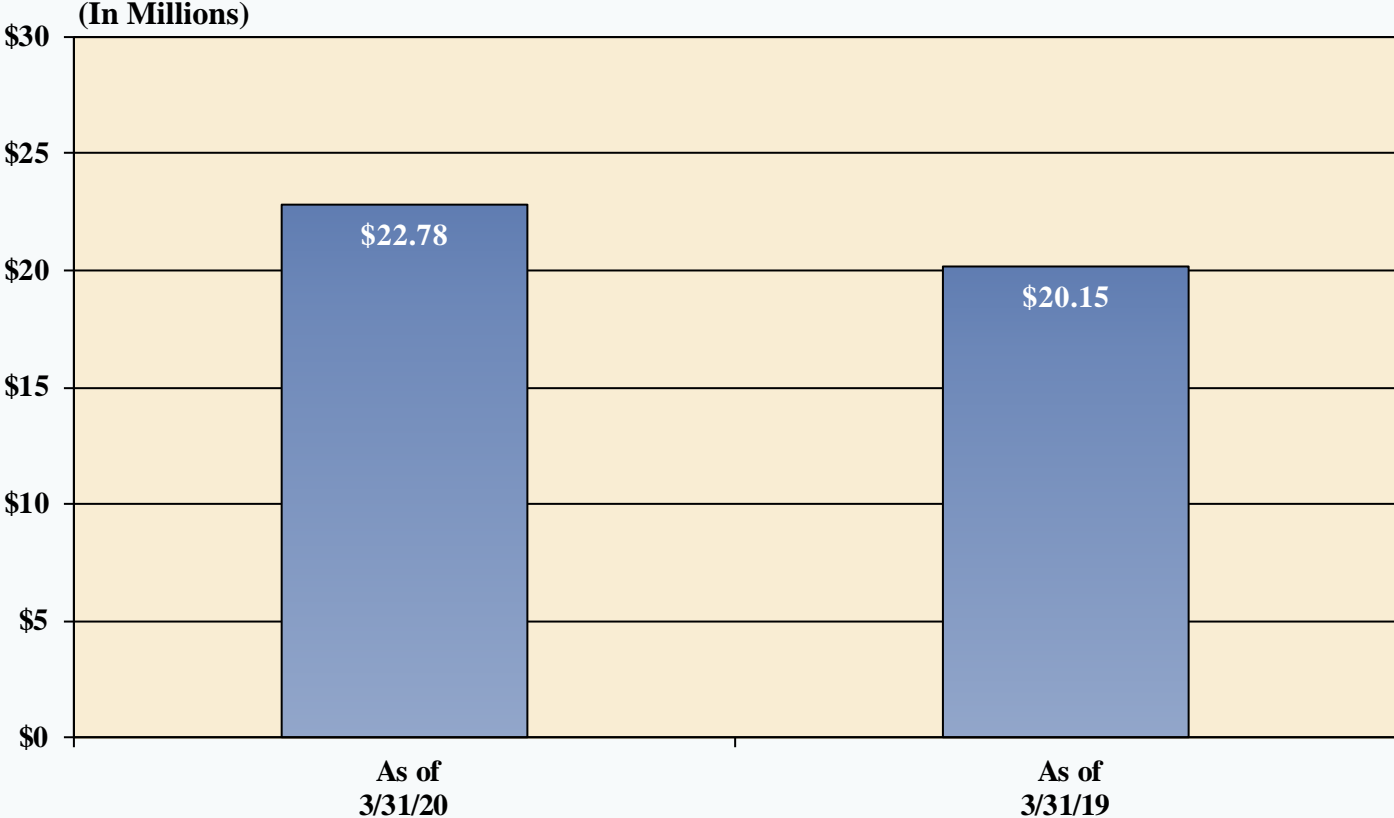
Actual Less Encumbrances / Current Year: 26%

Actual Less Encumbrances / Prior Year: 22%

(UNAUDITED)



LONG-TERM DEBT GOVERNMENTAL FUNDS



(UNAUDITED)

LONG-TERM DEBT

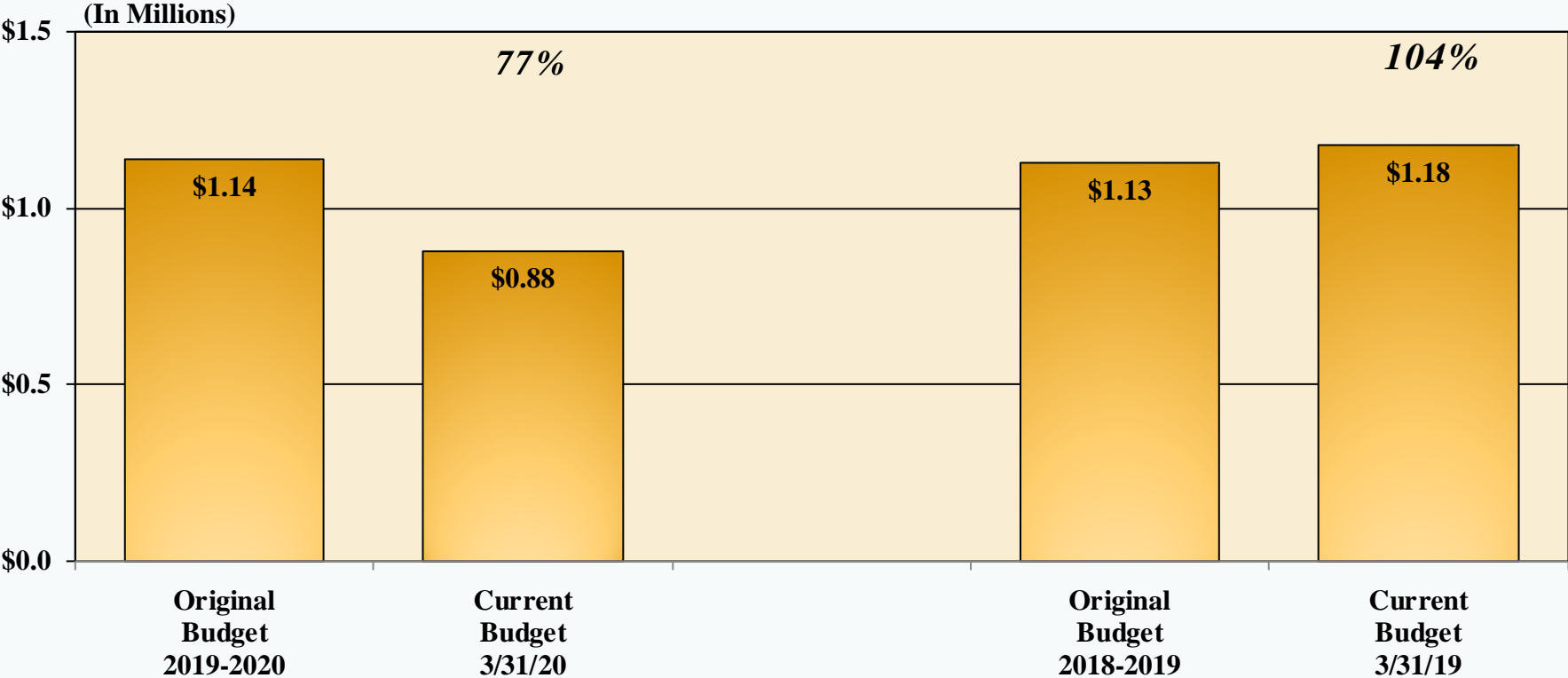
GOVERNMENTAL FUNDS



	Balance	Interest Rate	Final Payment	Holder of Note	
ISS Refunding Revenue Note, 2015 (Fund 151)	16,950,000.00	2.01%	November 1, 2025	Regions Capital Advantage, Inc.	Original Amount \$23,600,000.00 Dated – May 7, 2015
EMS LifePak Equipment Purchase (Fund 005 and 151)	328,413.82	2.169%	June 1, 2022	Flex Financial	Original Amount \$522,609.54 Dated – November 1, 2018
Public Improvement Revenue Note, Series 2019 (Fund 151)	5,500,000.00	2.08%	August 01, 2034	SunTrust	Original Amount \$5,500,000.00 Dated – September 19, 2019

Robert W. Germaine, Clerk

RESERVE FOR CONTINGENCY BEGINNING BUDGET TO CURRENT BUDGET



(UNAUDITED)

RESERVE FOR CONTINGENCY CHANGES DURING FISCAL YEAR

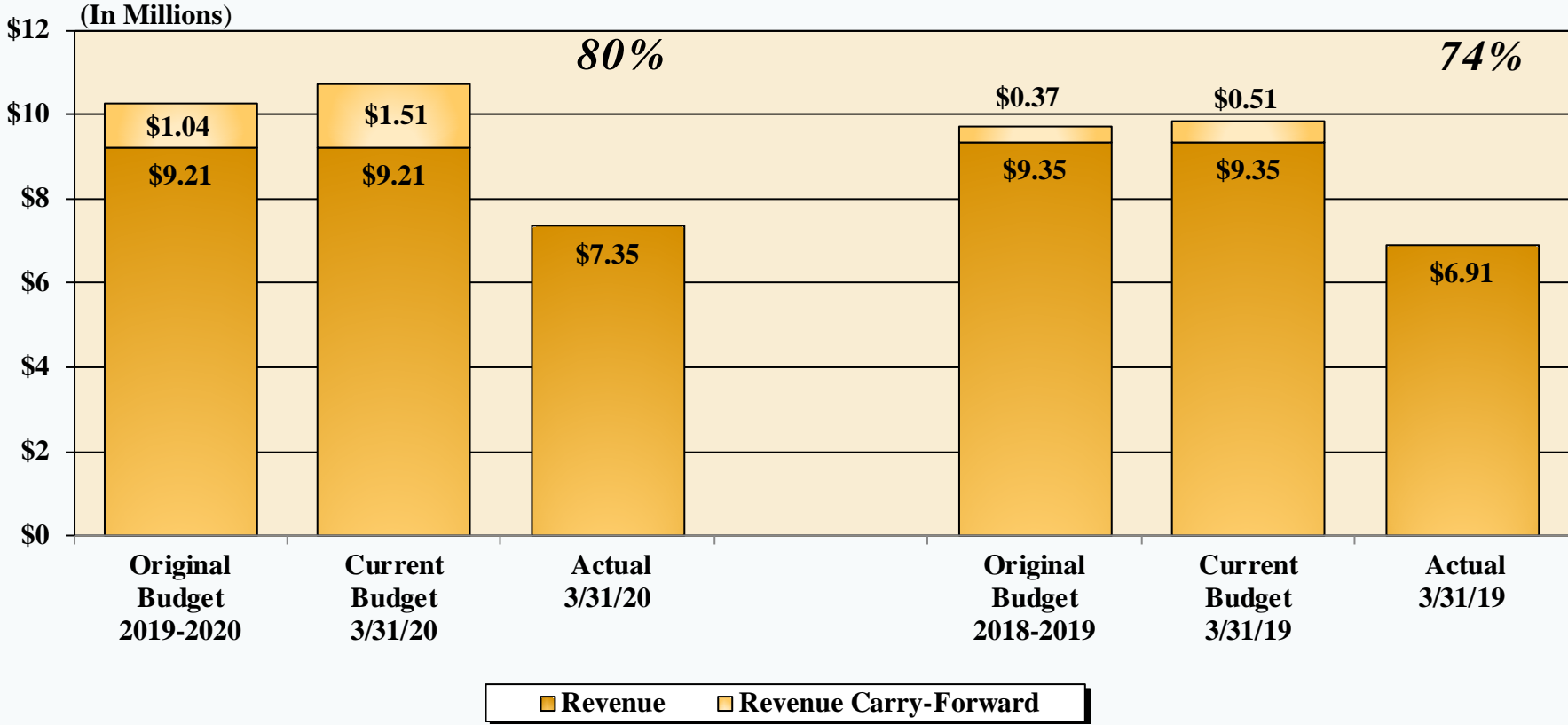


Budget Amendment	Amount	Description	Date Approved
19-20-001	\$ (509.00)	Adjust Property Appraiser's Budget for State Changes	10/1/2019
19-20-006	(99,900.00)	Adjust Budget for Sheriff Vehicle Purchase	10/15/2019
19-20-012	(24,000.00)	Realign Budget for Government Center Deputy	11/5/2019
19-20-035	(9,988.66)	Rollover Project Adjustments and Closures	1/7/2020
19-20-043	13,975.00	Adjust Budget for Change in GIS Scope	1/21/2020
19-20-053	(120,000.00)	Realign Budget for Inmate Housing in Polk County	2/18/2020
19-20-057	(18,529.00)	Realign Budget for Building Dept Vehicle Replacement	2/18/2020

Robert W. Germaine, Clerk

(UNAUDITED)

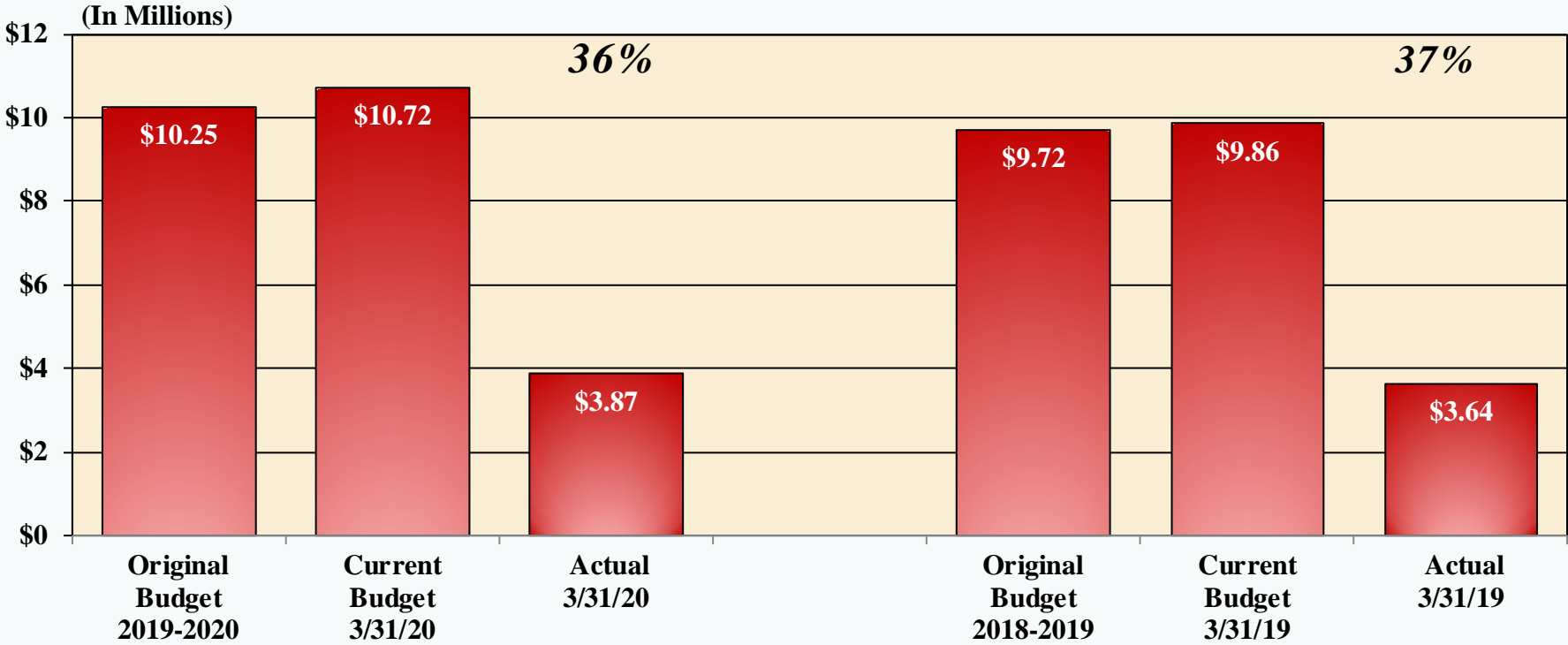
REVENUE – SOLID WASTE BUDGET – TO – ACTUAL



(UNAUDITED)



EXPENSES – SOLID WASTE BUDGET – TO – ACTUAL AND ENCUMBRANCES



Actual Less Encumbrances / Current Year: 31%

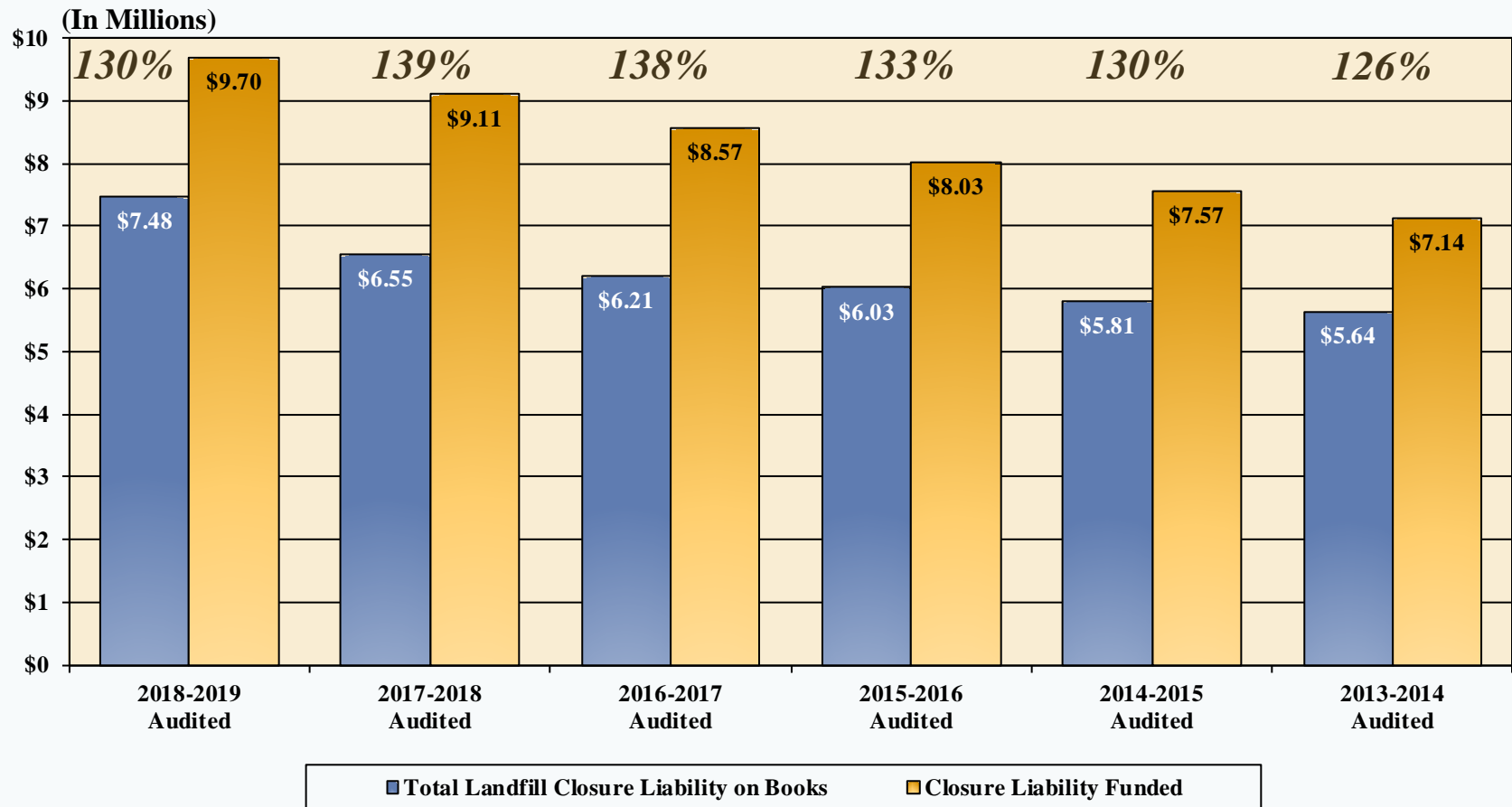
Actual Less Encumbrances / Prior Year: 31%

Robert W. Germaine, Clerk



LANDFILL CLOSURE LIABILITY

Percent Funded Six Fiscal Years

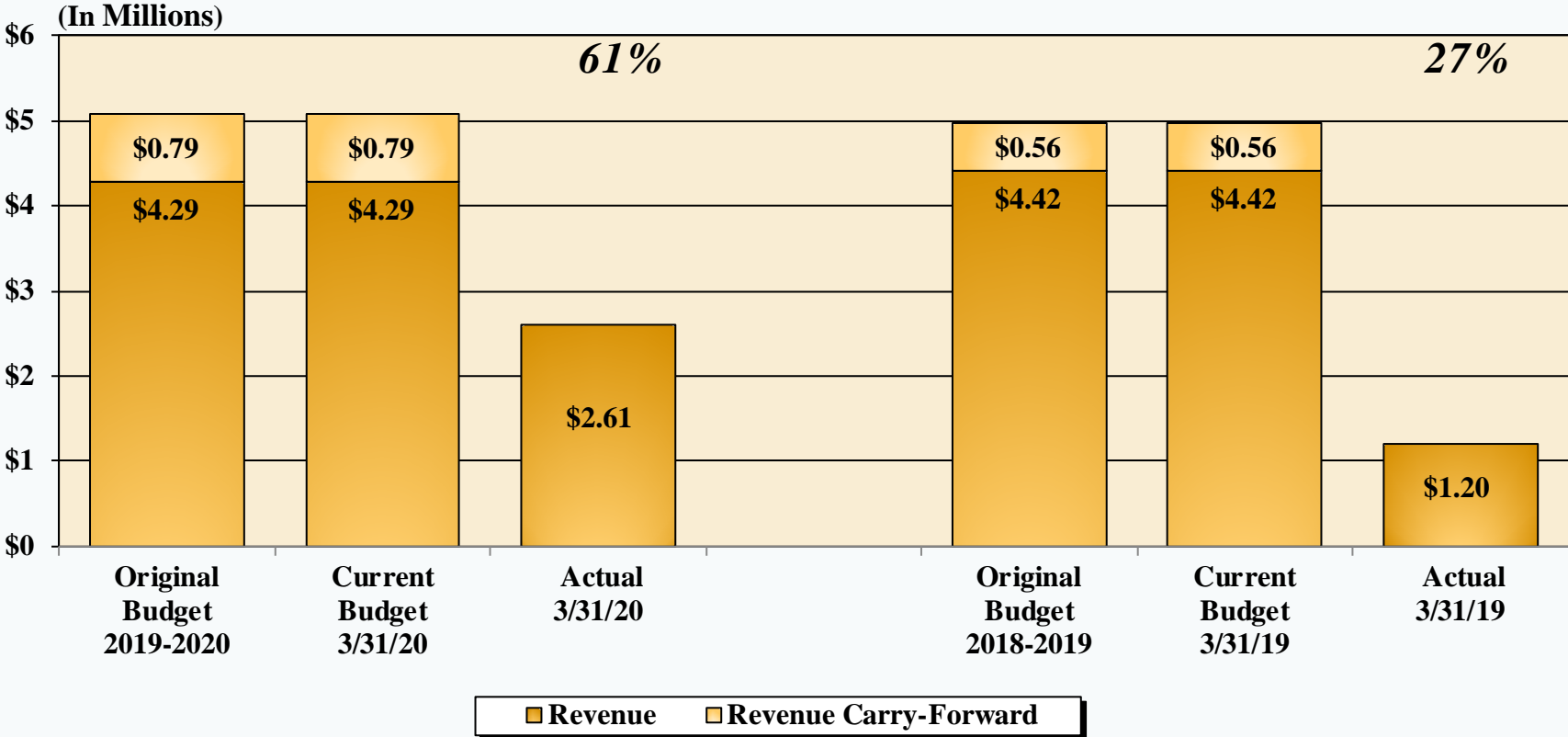


Robert W. Germaine, Clerk



REVENUE – ENERGY RECOVERY FUND

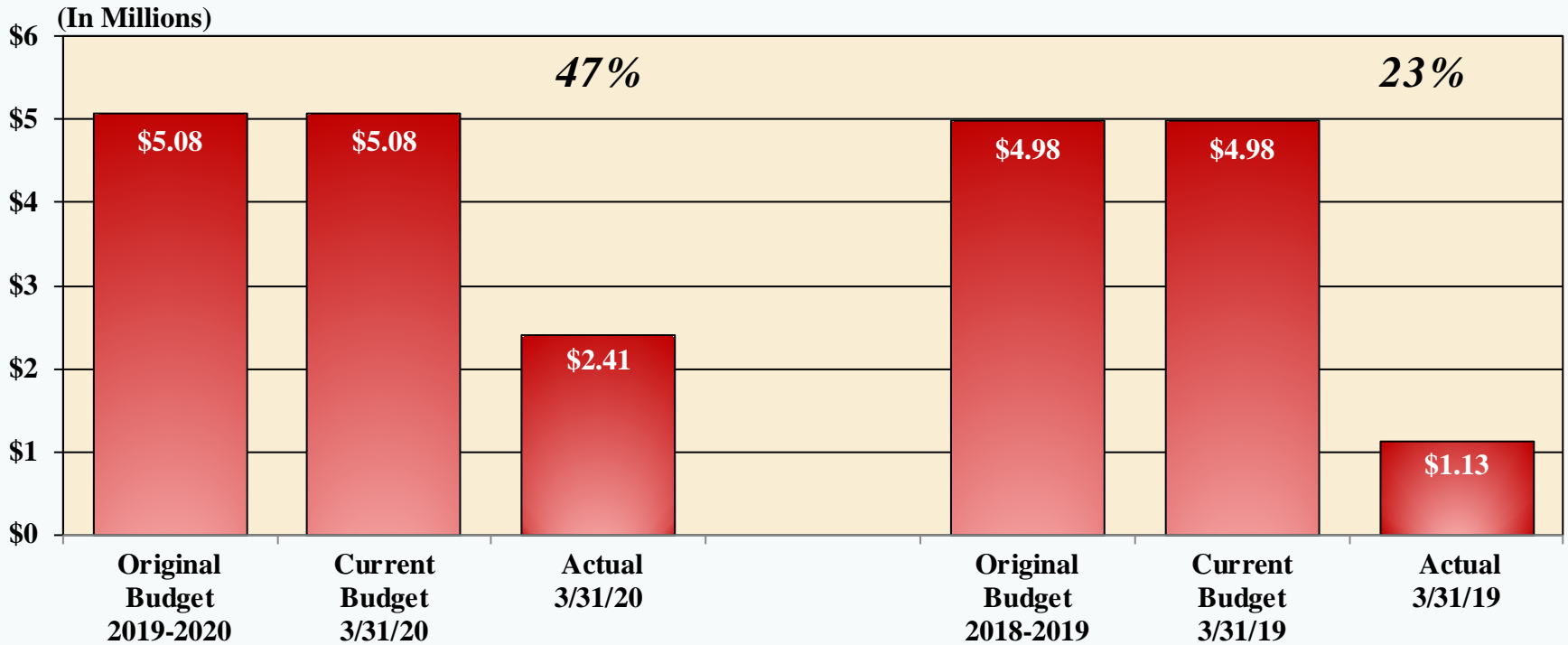
BUDGET – TO – ACTUAL



(UNAUDITED)

EXPENSES – ENERGY RECOVERY FUND

BUDGET – TO – ACTUAL AND ENCUMBRANCES



Actual Less Encumbrances / Current Year : 46%

Actual Less Encumbrances / Prior Year: 22%

Robert W. Germaine, Clerk

(UNAUDITED)

FUND SUMMARY

2nd QUARTER

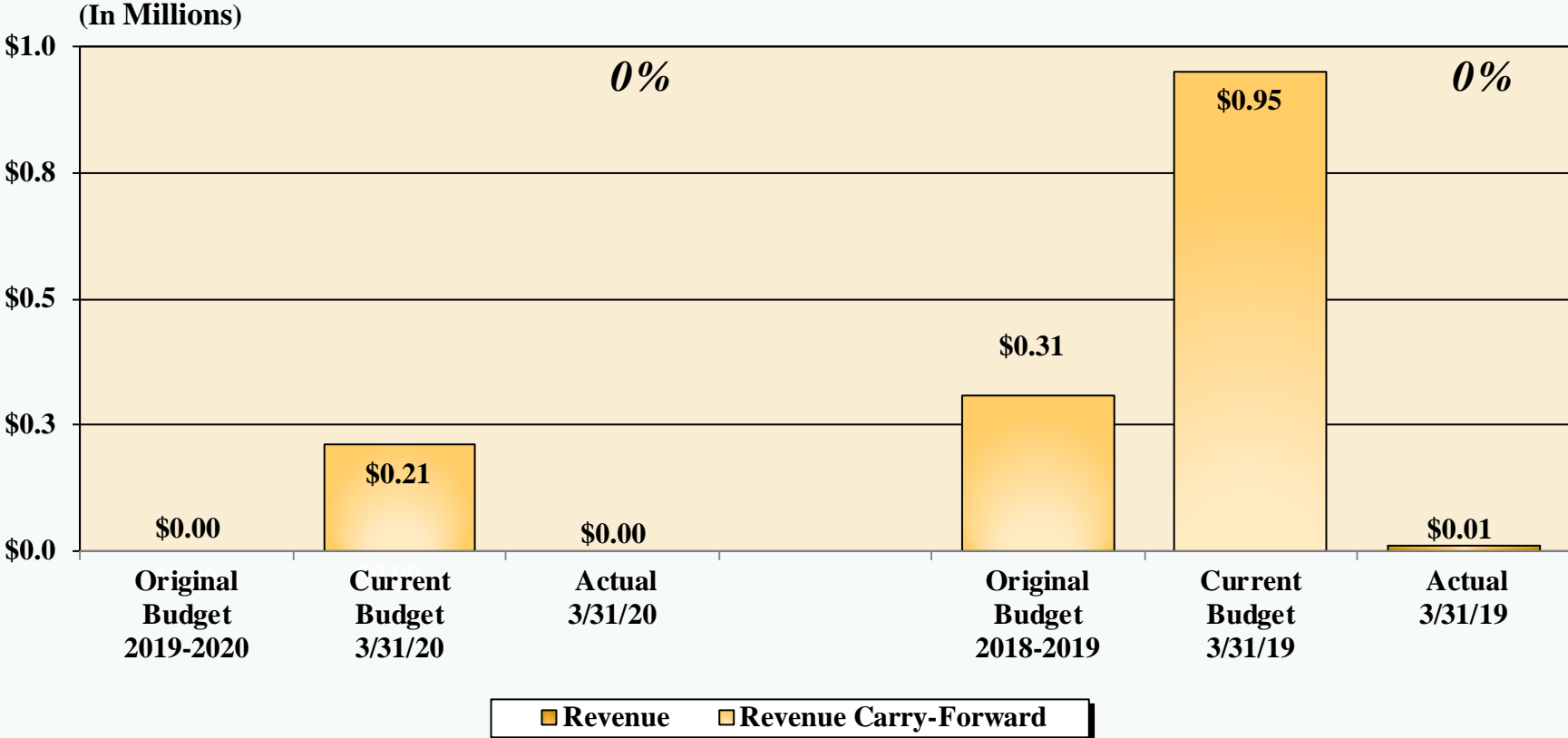


REVENUES		
Fund	Percent Collected / Billed	Percentage Points Above/ Below Target of 50%
General	76%	26 Percentage Points Above Target
Special Revenue	33%	17 Percentage Points Below Target
Solid Waste	80%	30 Percentage Points Above Target
Energy Recovery	61%	11 Percentage Points Above Target
EXPENDITURES		
Fund	Percent Expended & Encumbered	Percentage Points Above/ Below Target of 50%
General	55%	5 Percentage Points Above Target
Special Revenue	33%	17 Percentage Points Below Target
Solid Waste	36%	14 Percentage Points Below Target
Energy Recovery	47%	3 Percentage Points Below Target

Robert W. Germaine, Clerk

(UNAUDITED)

REVENUE ISSRRN CAPITAL PROJECT FUND BUDGET – TO – ACTUAL

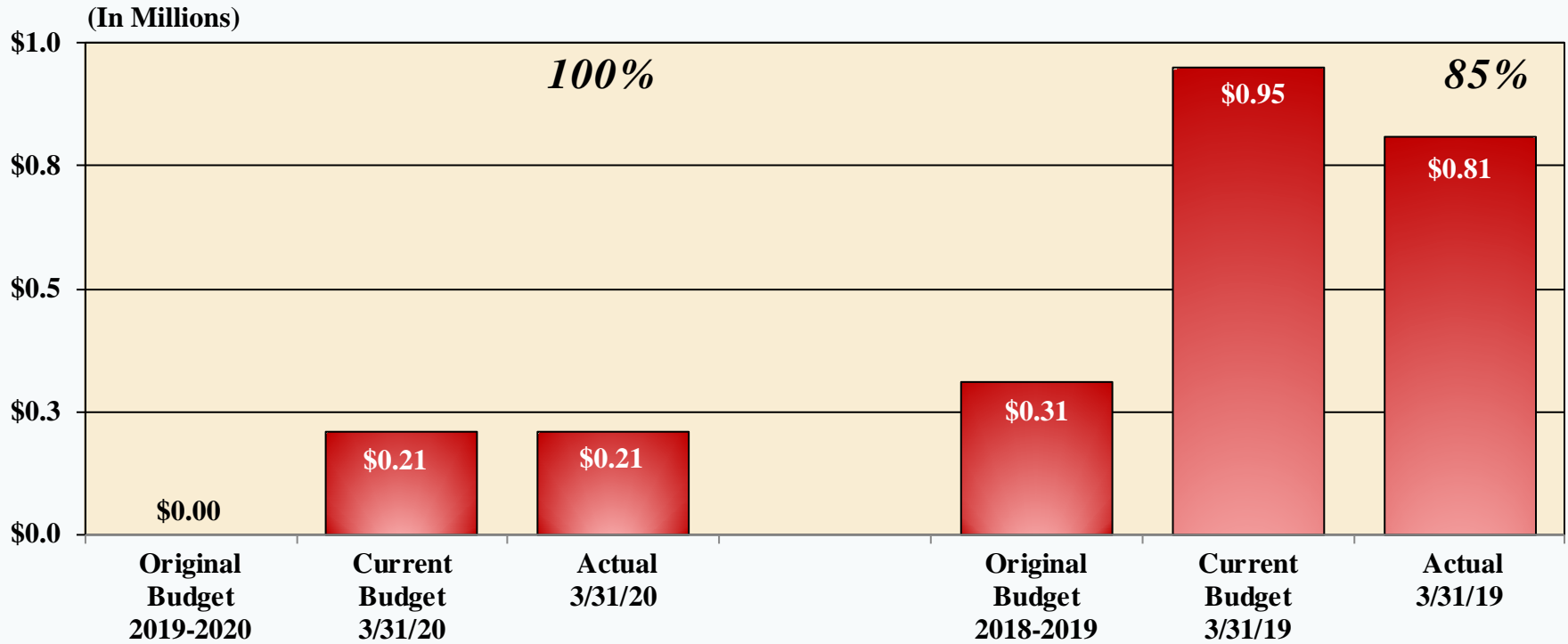


(UNAUDITED)

EXPENDITURES

ISSRRN CAPITAL PROJECT FUND

BUDGET – TO – ACTUAL AND ENCUMBRANCES



Actual Less Encumbrances /Current Year : 100%

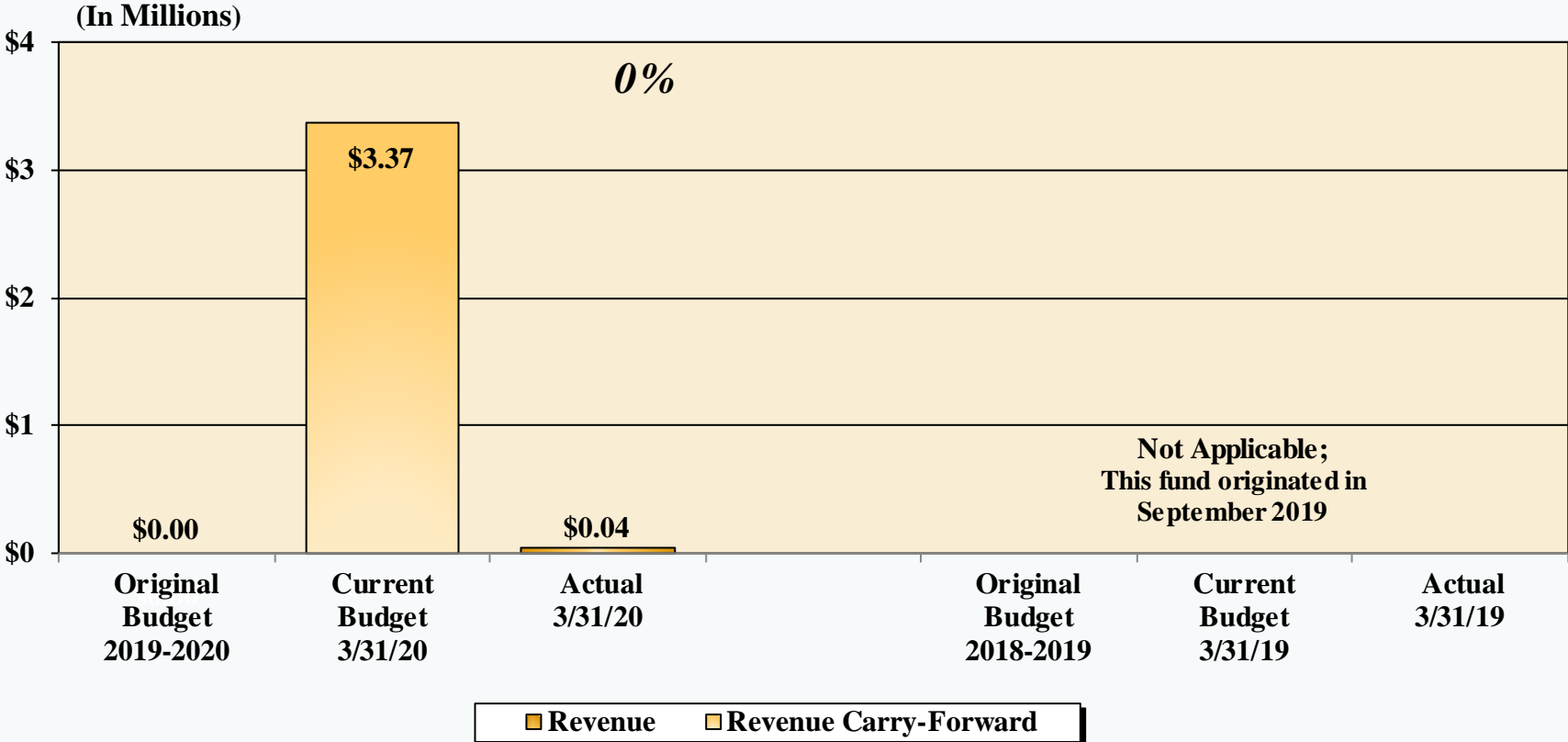
Actual Less Encumbrances / Prior Year: 83%

Robert W. Germaine, Clerk

(UNAUDITED)



REVENUE PIRN CAPITAL PROJECT FUND BUDGET – TO – ACTUAL



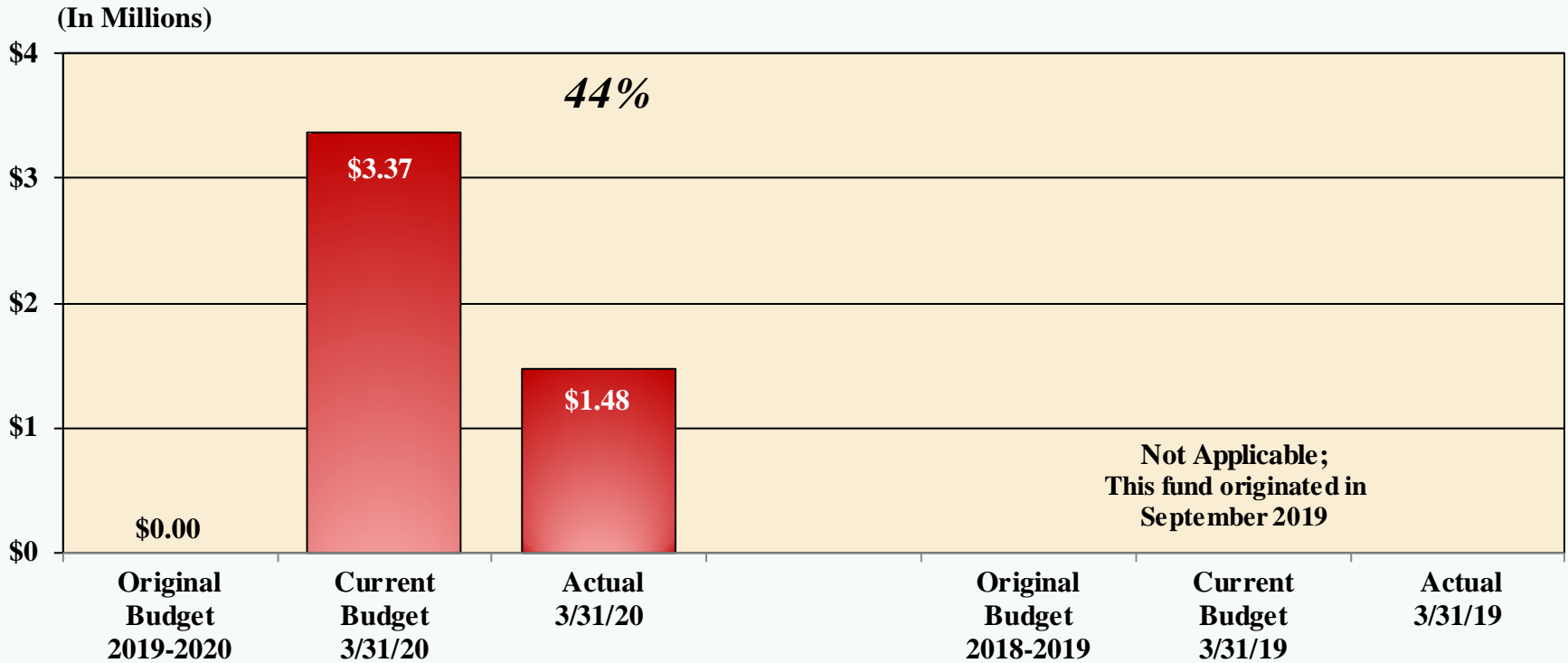
(UNAUDITED)



EXPENDITURES

PIRN CAPITAL PROJECT FUND

BUDGET – TO – ACTUAL AND ENCUMBRANCES



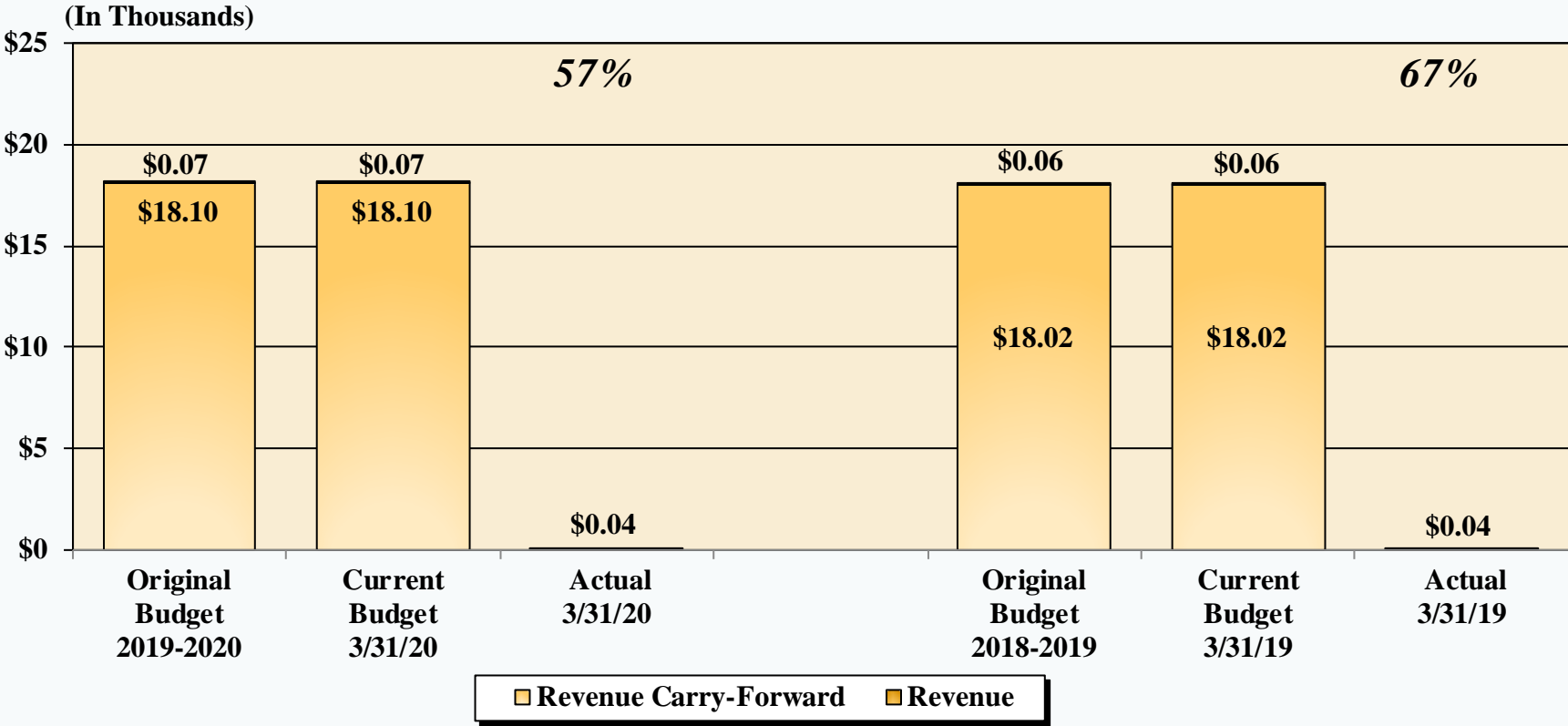
Actual Less Encumbrances /Current Year : 41%

Actual Less Encumbrances / Prior Year: 0%

Robert W. Germaine, Clerk



REVENUE – IMPACT FEES BUDGET – TO – ACTUAL

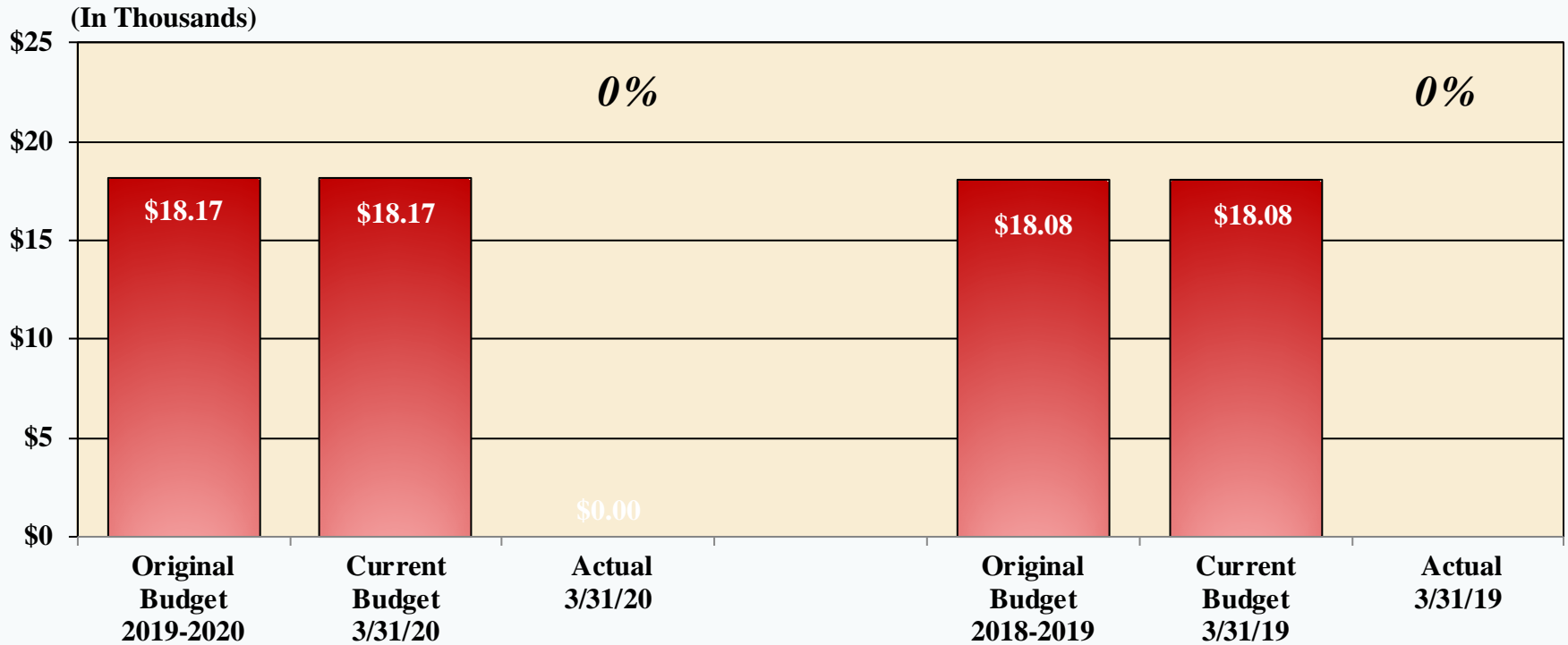


(UNAUDITED)



EXPENDITURES – IMPACT FEES

BUDGET – TO – ACTUAL AND ENCUMBRANCES




Actual Less Encumbrances /Current Year : 0%

Actual Less Encumbrances / Prior Year: 0%

Robert W. Germaine, Clerk

(UNAUDITED)

IMPACT FEES COLLECTION & EXPENDITURE SUMMARY



Fund	Collections	Expended / Encumbered	Unspent Balance
FY 2008 Collections, Expended by 9/30/2014			
Parks & Rec. Avon Park	\$6,494.48	\$(4,623.89)	\$1,870.59
FY 2009 Collections, Expended by 9/30/2015			
Transportation Lake Placid	62,147.41	(13,134.44)	49,012.97
Parks & Rec. Avon Park	2,415.54	0.00	2,415.54
Corrections Facilities	10,289.43	(7,349.64)	2,939.79
Libraries	3,658.77	(2,693.98)	964.79
Law Enforcement	3,201.05	(2,476.89)	724.16
EMS	1,700.77	(1,259.85)	440.92
FY 2011 Collections, Expended by 9/30/2017			
Transportation Lake Placid	0.00	(49,012.97)	(49,012.97)
Fire	4,053.27	(832.97)	3,220.30
EMS	365.94	0.00	365.94
TOTAL			\$12,942.03

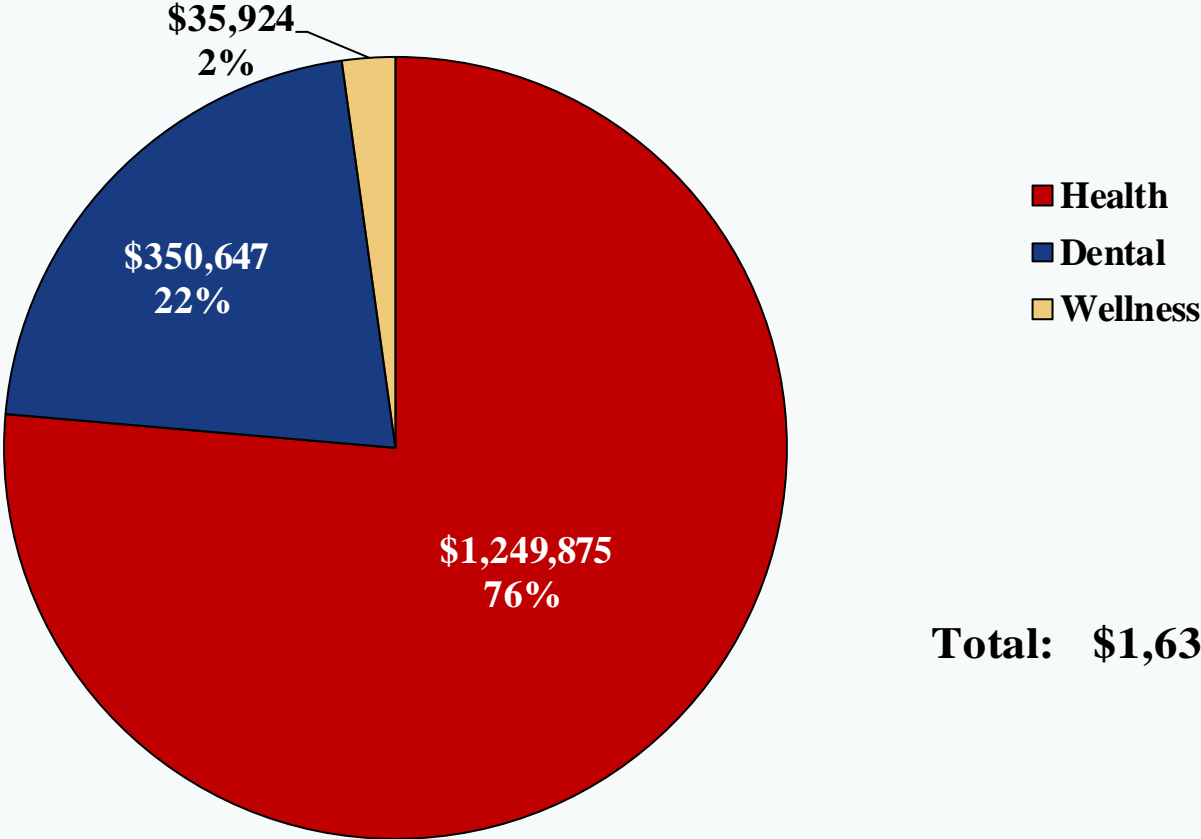
Robert W. Germaine, Clerk

(UNAUDITED)

EMPLOYEE BENEFIT FUND

FUND BALANCE

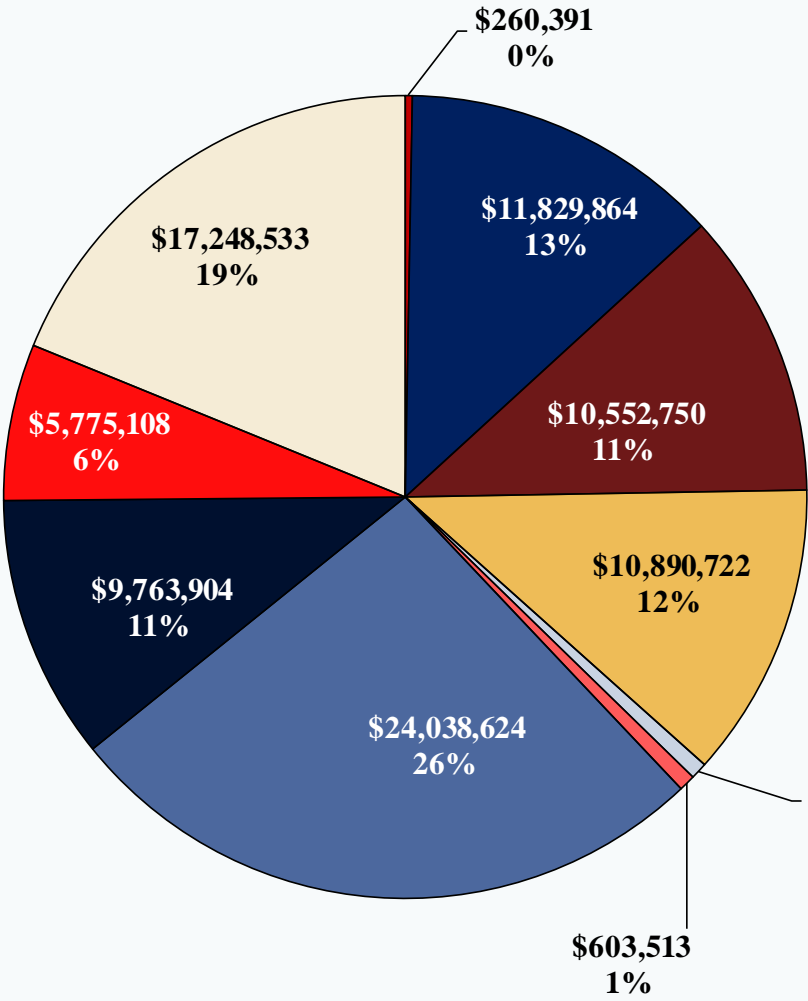
As of March 31, 2020



Total: \$1,636,446

BOCC INVESTMENT PORTFOLIO

As of March 31, 2020



- JP Morgan Chase (earning 0.00%)
- TD Bank (earning 0.50%)
- Certificates of Deposit (earning 1.65 - 2.38%)
- FL PRIME (earning 1.36%)
- FLGIT Short-Term Bond (earning 3.822%)
- FLGIT Day-To-Day (earning 2.07%)
- FL PALM (earning 1.38 - 1.82%)
- FLCLASS (earning 1.44%)
- FL SAFE (earning 1.16 - 2.42%)
- FL FIT (earning 1.49%)

TOTAL: \$91,581,735

(UNAUDITED)

BOCC INVESTMENT PORTFOLIO

As of March 31, 2020



Investment	Book Value	Market Value	Rate of Return		Investment Earnings		Quarterly Fees	Credit Rating	Purchase Date	Maturity Date	Average Maturity (In Days)	Portfolio Diversification		
	General Ledger Balance	Statement Balance	30-day	12-Month	Quarter	YTD						% of Total Portfolio	% By Institution	% By Type
JP Morgan Chase - Cigna	\$ 260,391.35	\$ 260,391.35	0.000%	0.000%	\$ -	\$ -	\$ -	(a) 5 stars	N/A	N/A	0	0.28%	0.28%	
TD Bank - Clearing	11,145,109.62	11,829,864.89	0.042%	0.500%	\$ 15,989.47	\$ 27,171.54	\$ 5,172.86	(a) 4 stars	N/A	N/A	0	12.92%		13.20%
TD Bank - 12 month CD	-	-	0.000%	0.000%	33,927.76	33,927.76	(c)	Not Rated	1/7/2019	1/7/2020	0	0.00%		
TD Bank - 12 month CD	2,552,750.00	2,552,750.00	0.198%	2.380%	-	-	(c)	Not Rated	4/19/2019	4/18/2020	18	2.79%		
TD Bank - 12 month CD	5,000,000.00	5,000,000.00	0.138%	1.650%	-	-	(c)	Not Rated	12/20/2019	12/21/2020	265	5.46%	21.17%	
Regions Bank - 12 month CD	3,000,000.00	3,000,000.00	0.161%	1.930%	-	-	(c)	Not Rated	6/12/2019	6/11/2020	72	3.28%	3.28%	11.53%
FL PRIME	10,890,721.78	10,890,721.78	0.116%	1.360%	44,450.34	84,749.23	(c)	(b) AAAM	Various	N/A	1	11.89%	11.89%	
FLGIT - Short-Term Bond	618,325.81	618,325.81	-0.152%	3.822%	7,509.08	10,324.99	(c)	(b) AAAM	Various	N/A	3	0.68%		
FLGIT - Day to Day Fund	603,512.54	603,512.54	0.109%	2.070%	2,327.98	5,104.61	(c)	(b) AAAM	Various	N/A	1	0.66%	1.34%	
FL PALM	21,538,623.75	21,538,623.75	0.115%	1.380%	87,826.89	140,505.94	(c)	(b) AAAM	Various	N/A	1	23.51%		
FL PALM - Term Series	-	-	0.000%	0.000%	-	20,510.74	(c)	(b) AAAM	9/17/2019	12/13/2019	0	0.00%		
FL PALM - Term Series	-	-	0.000%	0.000%	-	24,683.98	(c)	(b) AAAM	9/20/2019	12/19/2019	0	0.00%		
FL PALM - Term Series	2,500,000.00	2,500,000.00	0.152%	1.820%	-	-	(c)	(b) AAAM	8/28/2019	4/24/2020	24	2.73%	26.24%	
FL CLASS	9,763,903.69	9,763,903.69	0.122%	1.440%	39,732.59	68,832.40	(c)	(b) AAAM	Various	N/A	1	10.66%	10.66%	
FL SAFE - Stable NAV	2,618,208.08	2,618,208.08	0.097%	1.160%	9,831.66	22,018.63	(c)	(b) AAAM	Various	N/A	1	2.86%		
FL SAFE - Variable NAV	3,156,900.00	3,156,900.00	-0.463%	2.420%	9,300.00	26,100.00	(c)	(b) AAAM	11/1/2017	6/30/2020	91	3.45%	6.31%	
FL FIT - Cash Pool	17,248,533.37	17,248,533.37	0.127%	1.490%	70,603.70	122,726.56	(c)	(b) AAAM	Various	N/A	1	18.83%	18.83%	75.27%
	\$ 90,896,979.99	\$ 91,581,735.26	0.092%	1.410%	\$321,499.47	\$586,656.38	\$ 5,172.86			(b) WAM	22	100.00%	100.00%	100.00%

Benchmark (a)	0.096%	1.150%
Above/(Below) Benchmark	-0.004%	0.260%

(a) S&P Rated GIP Index/Government Net Yield Benchmark (as of March 27, 2020)

(b) WAM (Weighted Average Maturity)

(c) At Bauer Financial, banks are rated by stars. As of 12/31/2019, JP Morgan Chase was rated 5 stars and TD Bank was rated 4 stars. The rating system is: 5 star is Superior; 4 star is Excellent; 3 1/2 star is Good; 3 star is Adequate; 2 star is Problematic; 1 star is Troubled.

(d) The Standard & Poor's rating scale is as follows, from excellent to poor: AAA, AA+, AA, AA-, A+, A, A-, BBB+, BBB, BBB-, BB+, BB-, B+, B, B-, CCC+, CCC, CCC-, CC, C, D. Any rating lower than a BBB- is considered a speculative or junk bond.

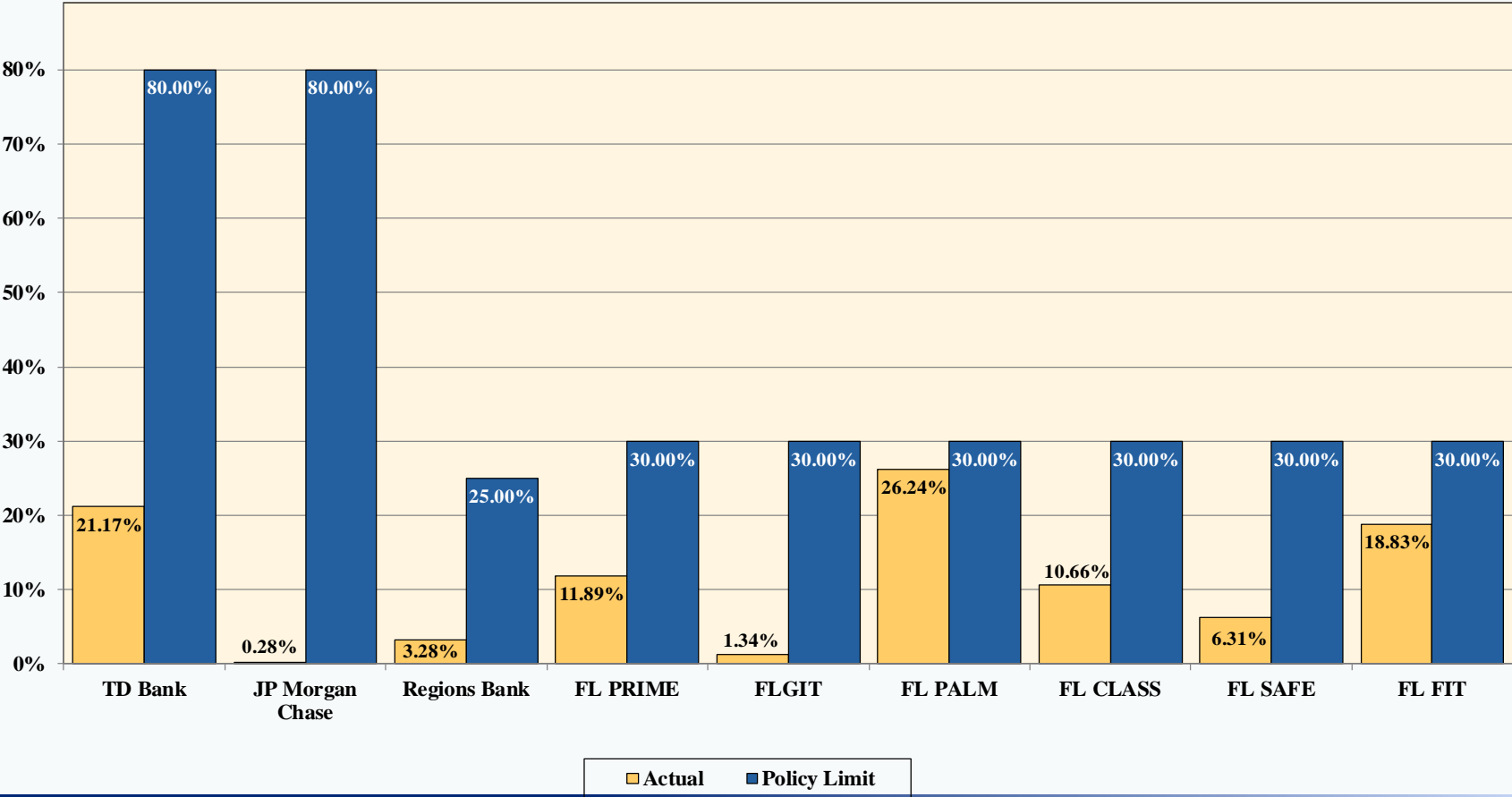
(e) All rates of return are reported net of fees.

Robert W. Germaine, Clerk

(UNAUDITED)

BOCC INVESTMENT PORTFOLIO ISSUER LIMITATIONS

As of March 31, 2020

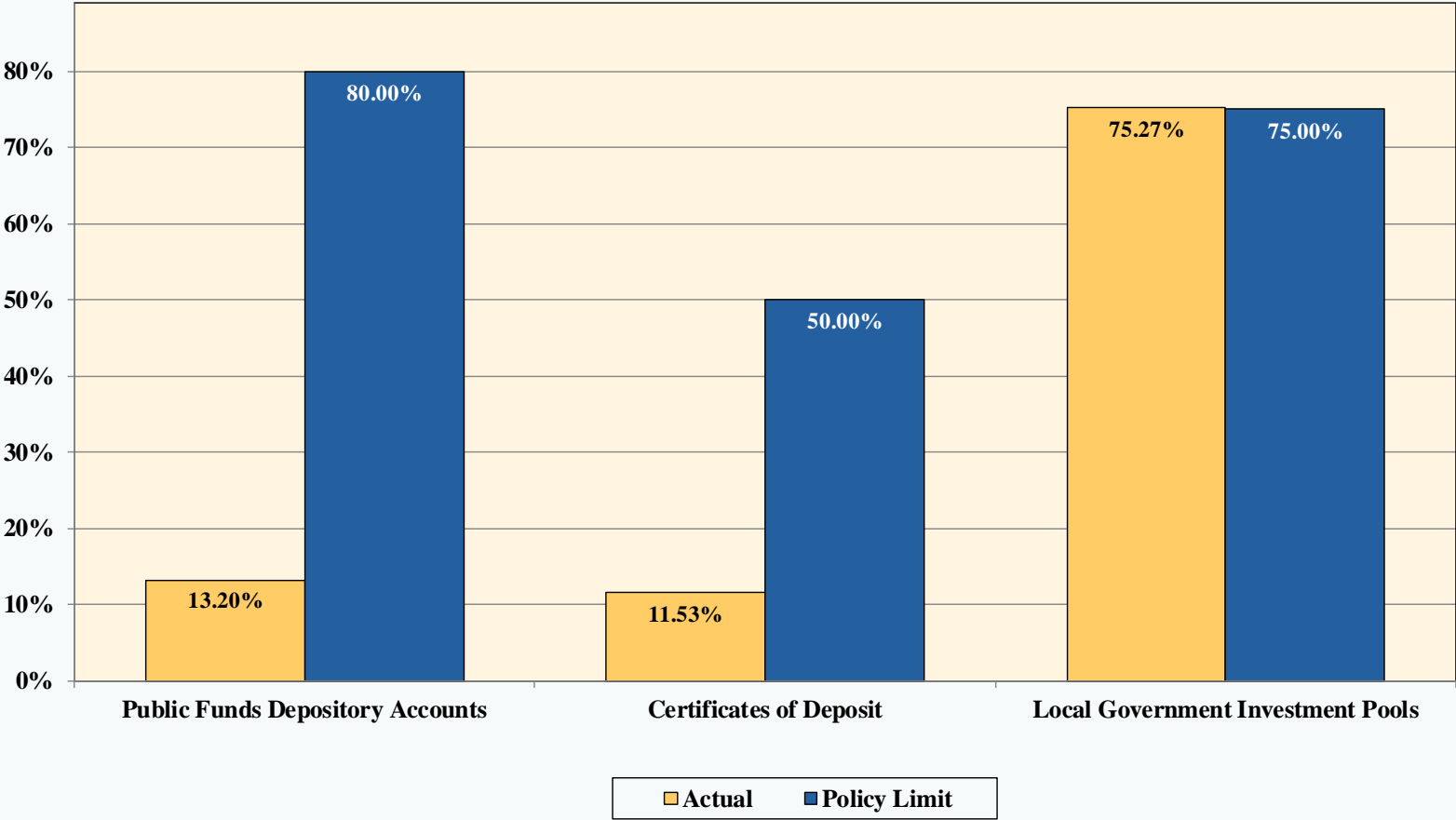


Robert W. Germaine, Clerk

(UNAUDITED)

BOCC INVESTMENT PORTFOLIO TYPE LIMITATIONS

As of March 31, 2020



Robert W. Germaine, Clerk

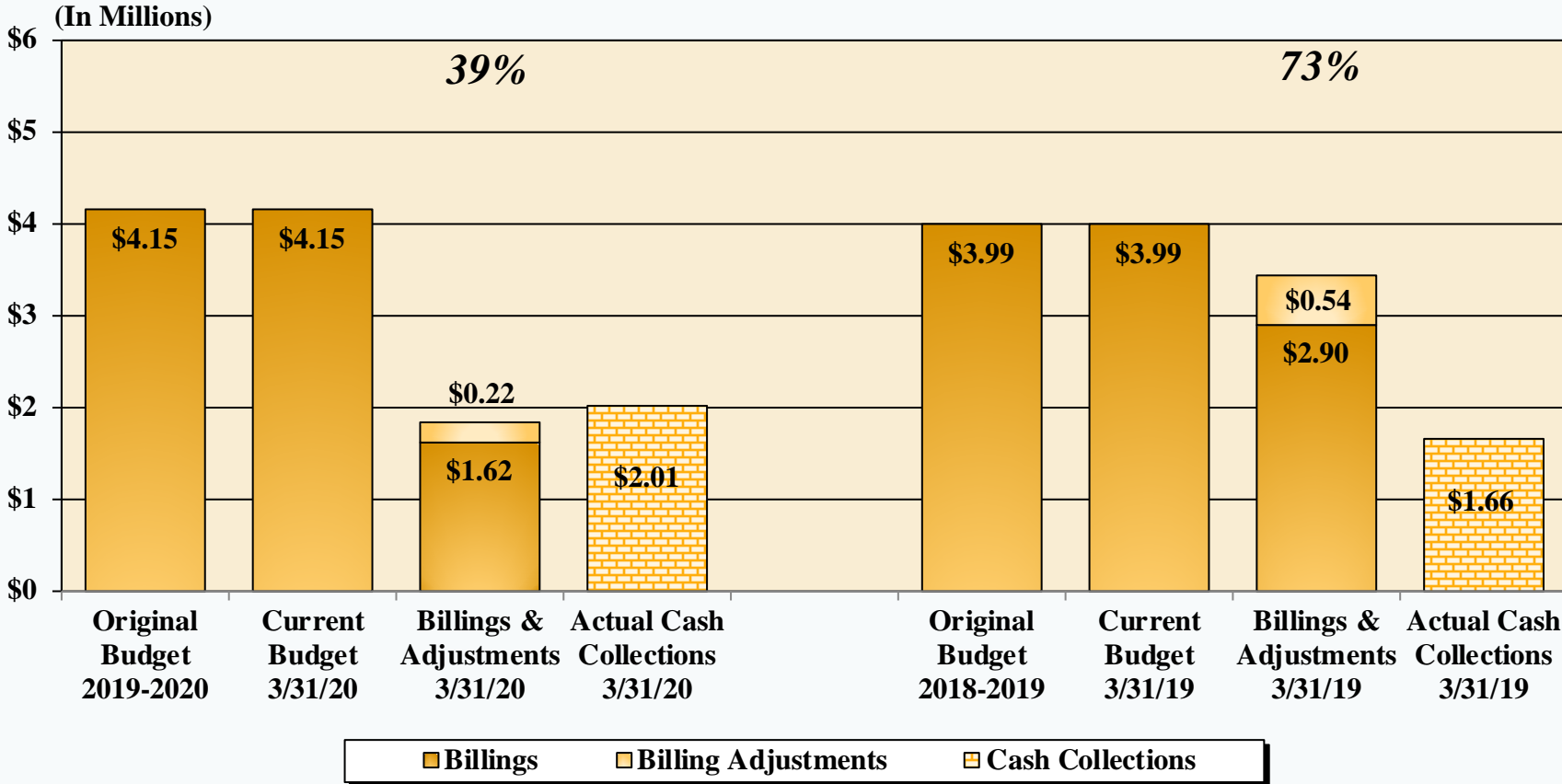


Highlands *County* Florida Clerk *of* Courts

***INTERIM FINANCIAL REPORT
OF EMERGENCY MEDICAL SERVICES KEY
OPERATING PERFORMANCE MEASURES AS OF
March 31, 2020
(UNAUDITED)***

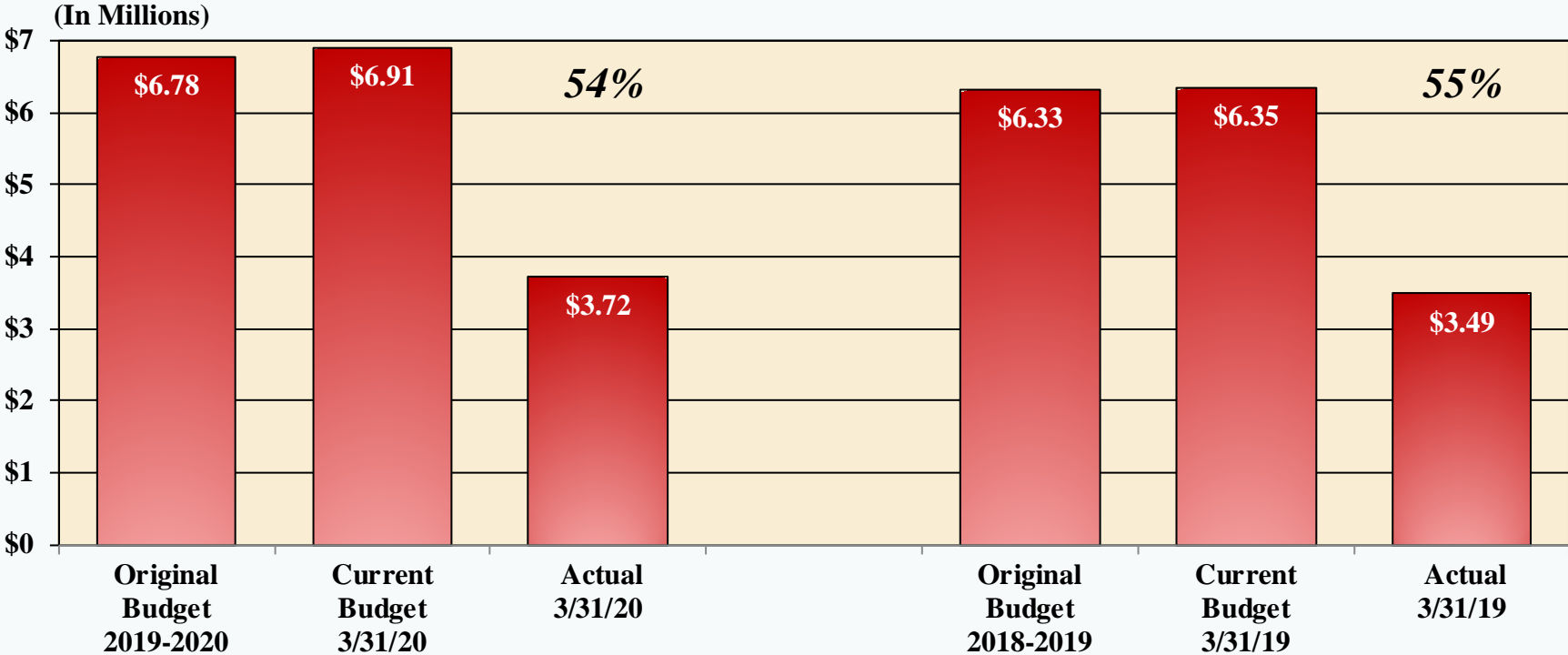
(UNAUDITED)

REVENUE – EMS BUDGET - TO - ACTUAL



Robert W. Germaine, Clerk

EXPENDITURES – EMS BUDGET-TO-ACTUAL & ENCUMBRANCES



Actual Less Encumbrances / Current Year: 48%

Actual Less Encumbrances / Prior Year: 50%