



Highlands *County* Florida Clerk *of* Courts

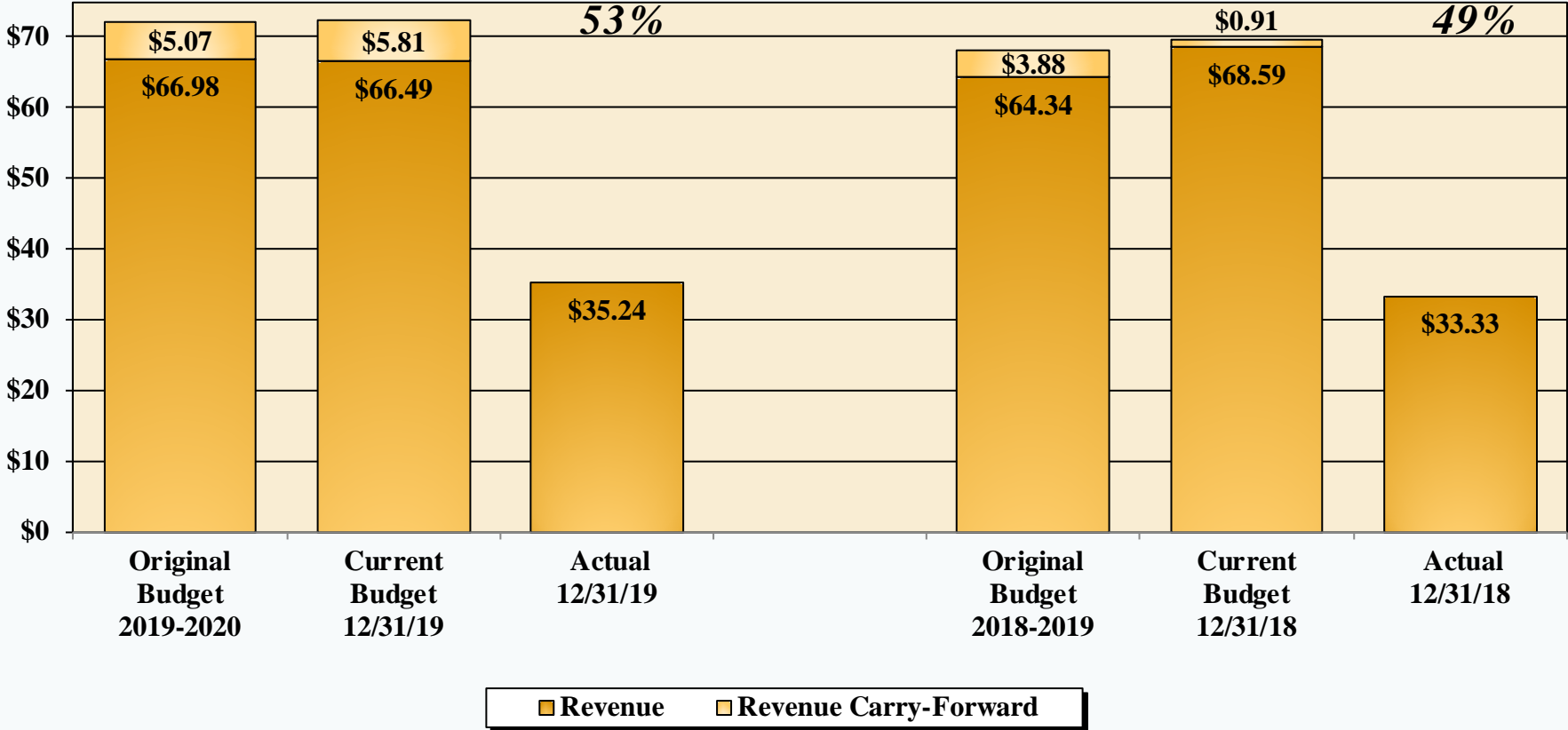
***INTERIM FINANCIAL REPORT
OF KEY OPERATING
PERFORMANCE MEASURES AS OF
December 31, 2019
(UNAUDITED)***

(UNAUDITED)



REVENUE – GENERAL FUND BUDGET – TO – ACTUAL

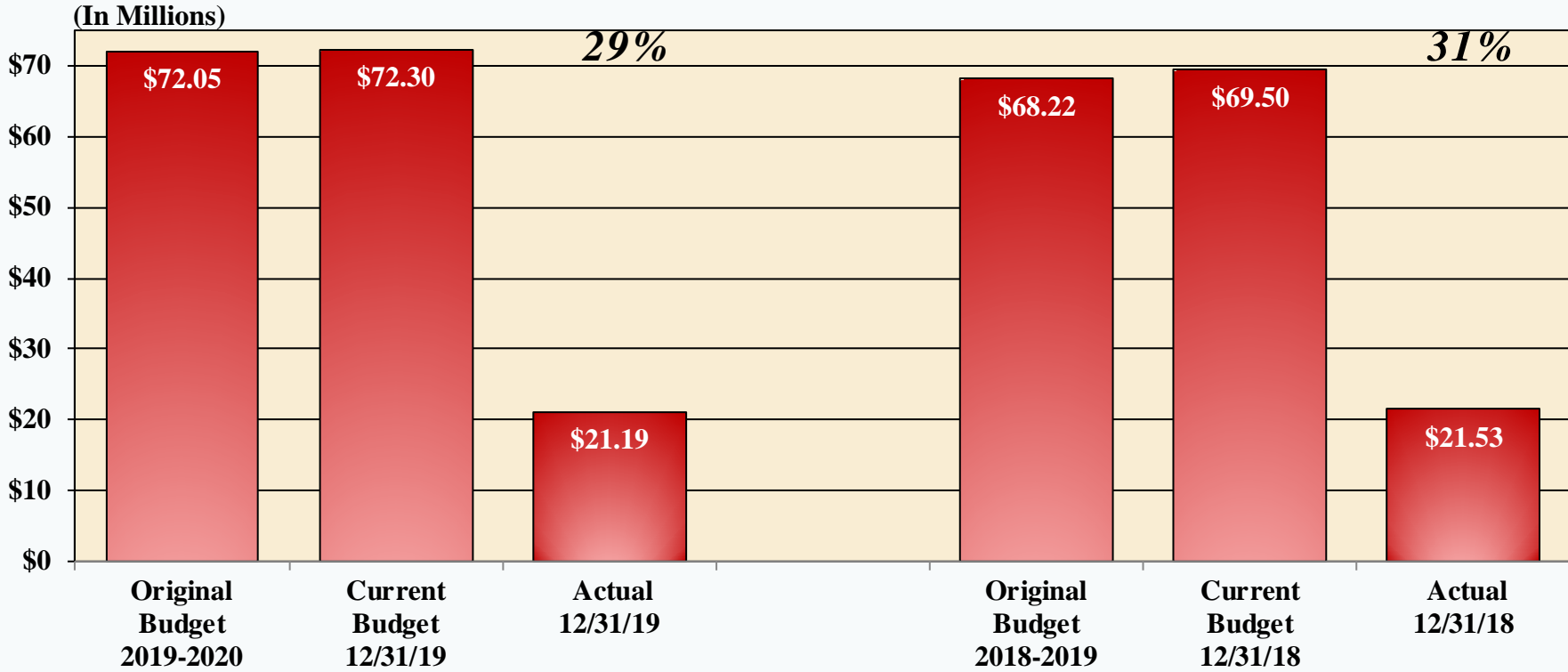
(In Millions)



(UNAUDITED)



EXPENDITURES – GENERAL FUND BUDGET – TO – ACTUAL & ENCUMBRANCES



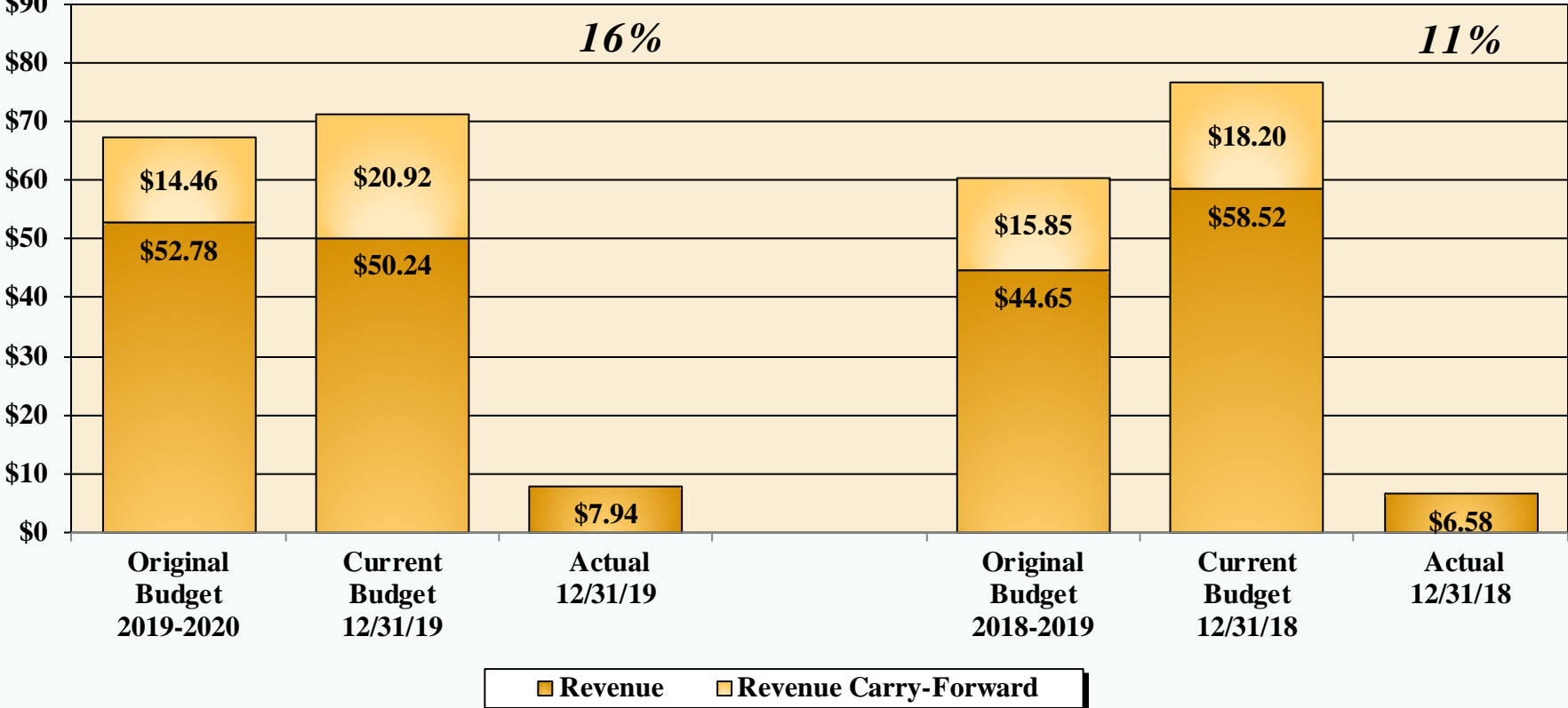
Actual Less Encumbrances / Current Year: 27%

Actual Less Encumbrances / Prior Year: 29%

REVENUE – SPECIAL REVENUE FUNDS BUDGET – TO – ACTUAL



(In Millions)

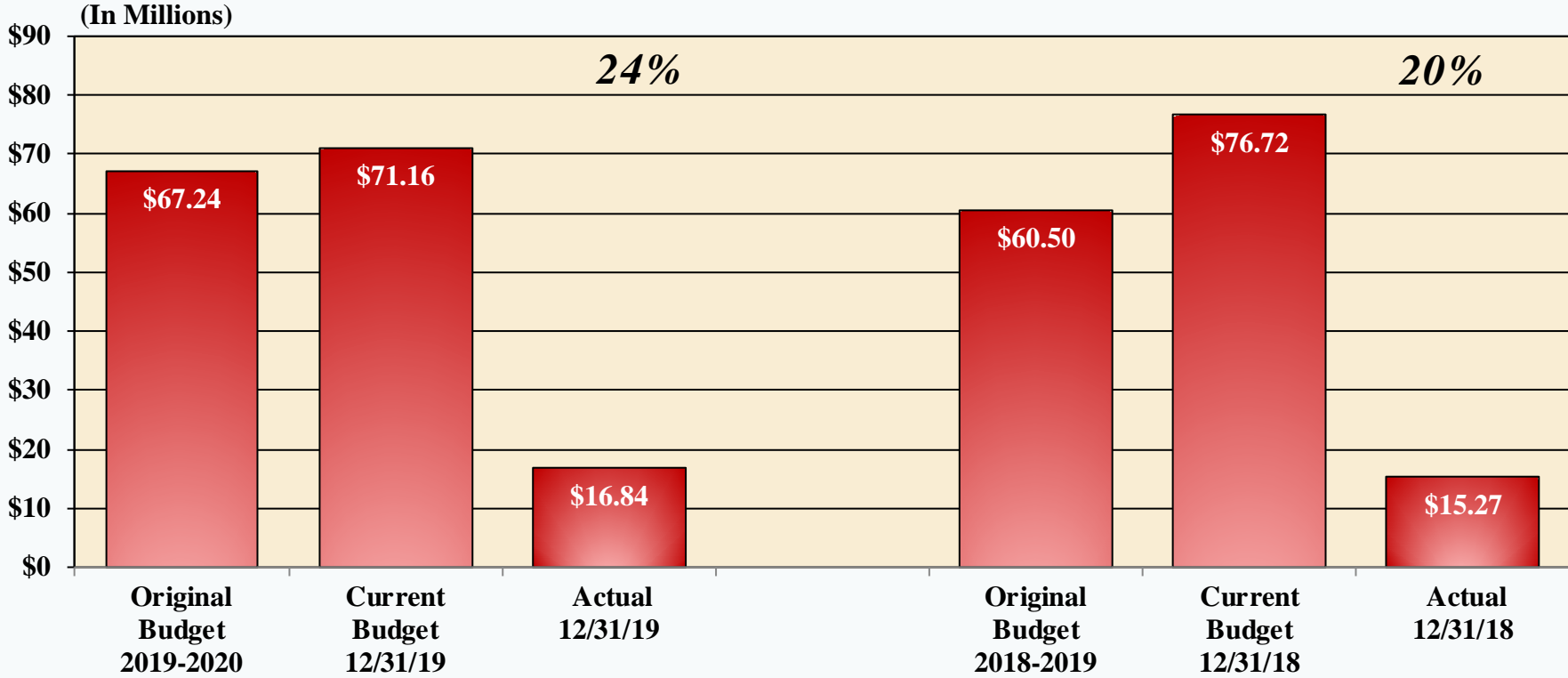


Note: State Revenue Sharing Funds lag 30 to 60 days

(UNAUDITED)

EXPENDITURES - SPECIAL REVENUE FUNDS

BUDGET – TO – ACTUAL & ENCUMBRANCES



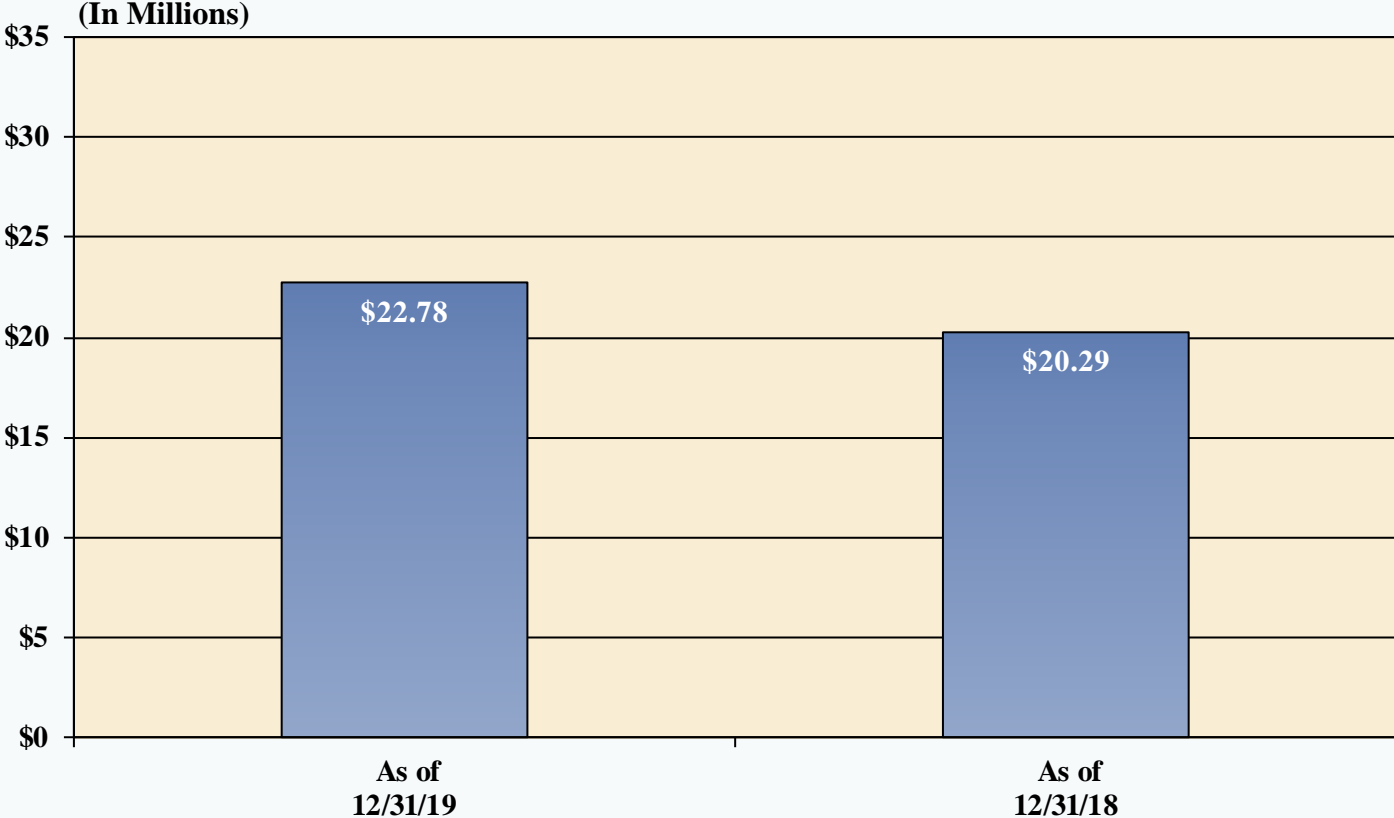
Actual Less Encumbrances / Current Year: 16%

Actual Less Encumbrances / Prior Year: 12%

(UNAUDITED)



LONG-TERM DEBT GOVERNMENTAL FUNDS



(UNAUDITED)

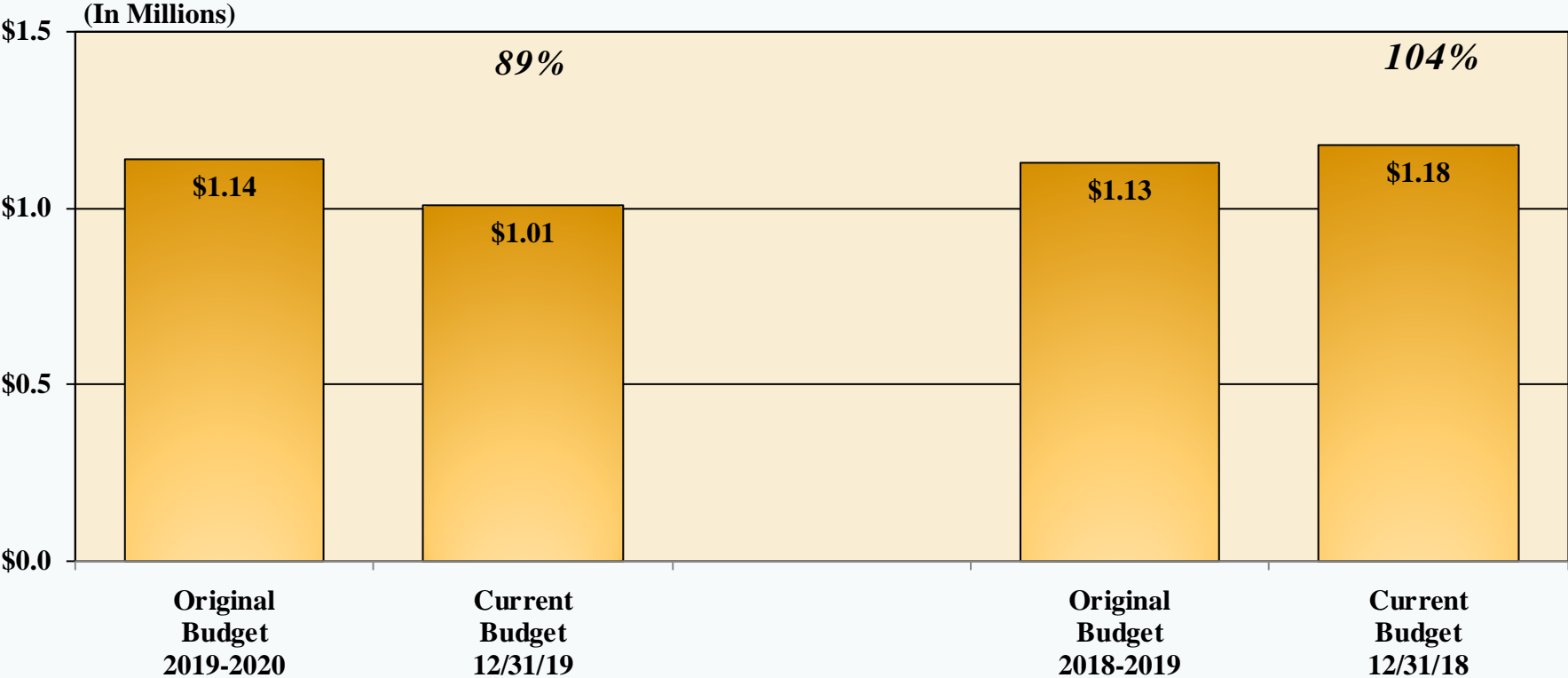
LONG-TERM DEBT GOVERNMENTAL FUNDS



	Balance	Interest Rate	Final Payment	Holder of Note	
Windy Point / Ballfield Complex (Fund 151) *Serviced from /secured by revenues from the 1 cent discretionary infrastructure sales surtax.	*Paid Off*	.82%	October 24, 2019	Fifth Third	Original Amount \$3,448,637.00 Dated – October 3, 2005
Motorola Lease-Purchase (Fund 151)	*Paid Off*	1.59%	October 24, 2019	Motorola Solutions, Inc.	Original Amount \$5,650,472.00 Dated – November 1, 2012
ISS Refunding Revenue Note, 2015 (Fund 151)	16,950,000.00	2.01%	November 1, 2025	Regions Capital Advantage, Inc.	Original Amount \$23,600,000.00 Dated – May 7, 2015
EMS LifePak Equipment Purchase (Fund 005 and 151)	328,413.82	2.169%	June 1, 2022	Flex Financial	Original Amount \$522,609.54 Dated – November 1, 2018
Public Improvement Revenue Note, Series 2019 (Fund 151)	5,500,000.00	2.08%	August 01, 2034	SunTrust	Original Amount \$5,500,000.00 Dated – September 19, 2019

Robert W. Germaine, Clerk

RESERVE FOR CONTINGENCY BEGINNING BUDGET TO CURRENT BUDGET



(UNAUDITED)

RESERVE FOR CONTINGENCY CHANGES DURING FISCAL YEAR

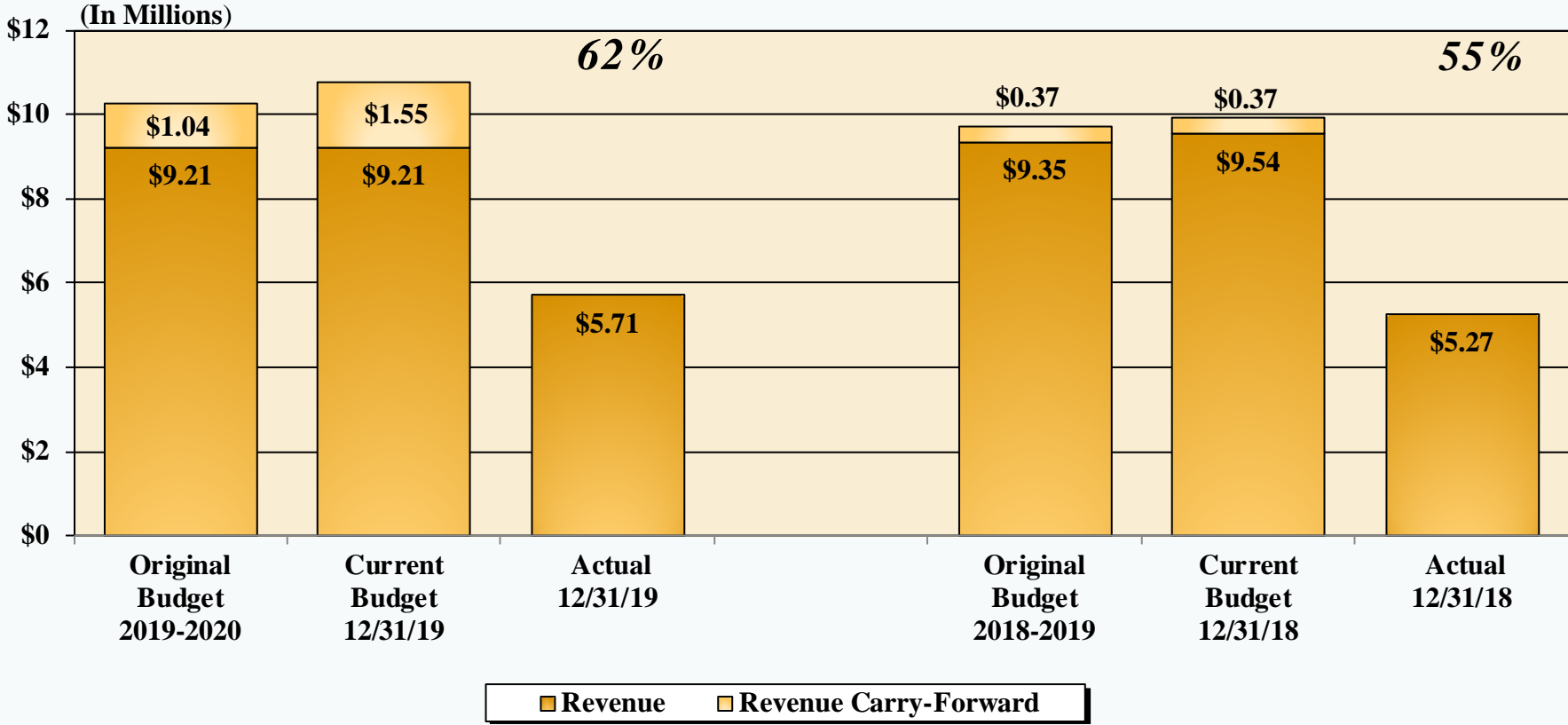


Budget Amendment	Amount	Description	Date Approved
19-20-001	\$ (509.00)	Adjust Property Appraiser's Budget for State Changes	10/1/2019
19-20-006	(99,900.00)	Adjust Budget for Sheriff Vehicle Purchase	10/15/2019
19-20-012	(24,000.00)	Realign Budget for Government Center Deputy	11/5/2019

Robert W. Germaine, Clerk

(UNAUDITED)

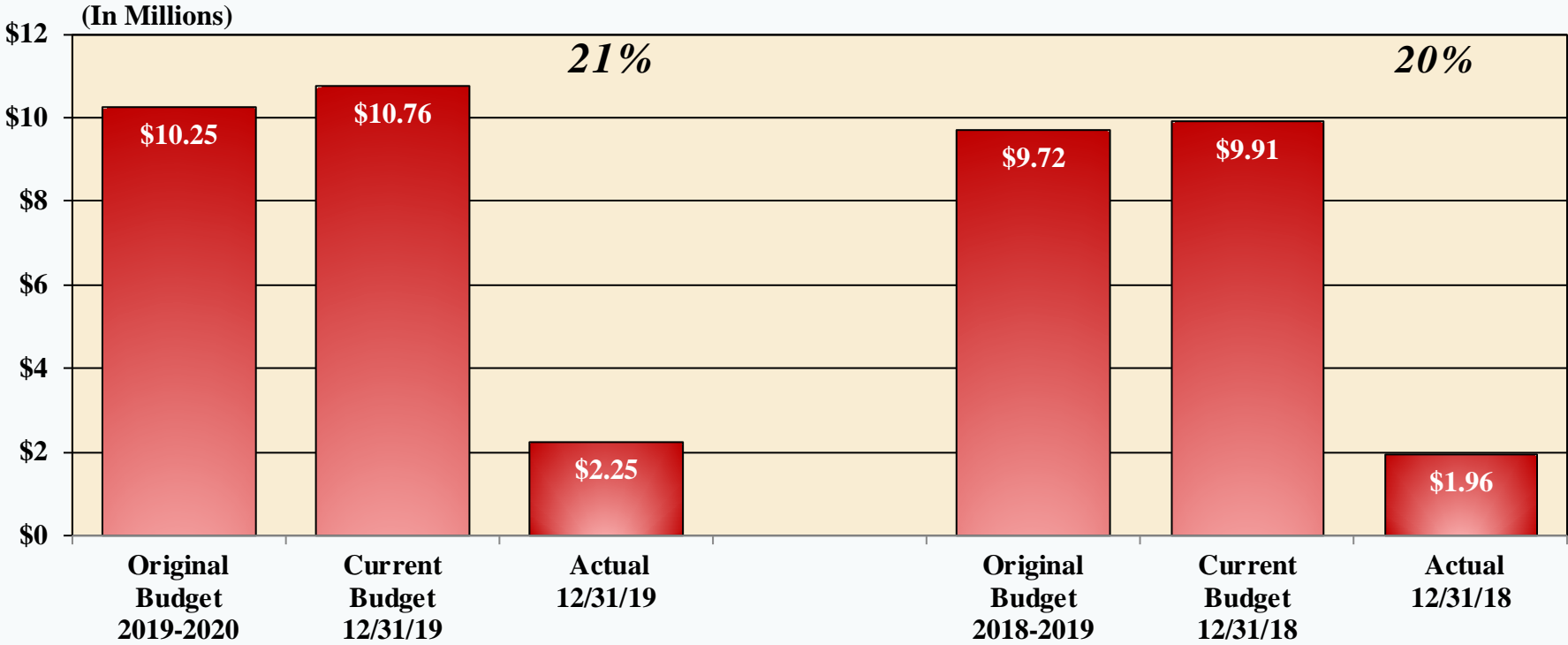
REVENUE – SOLID WASTE BUDGET – TO – ACTUAL



(UNAUDITED)



EXPENSES – SOLID WASTE BUDGET – TO – ACTUAL AND ENCUMBRANCES



Actual Less Encumbrances / Current Year: 15%

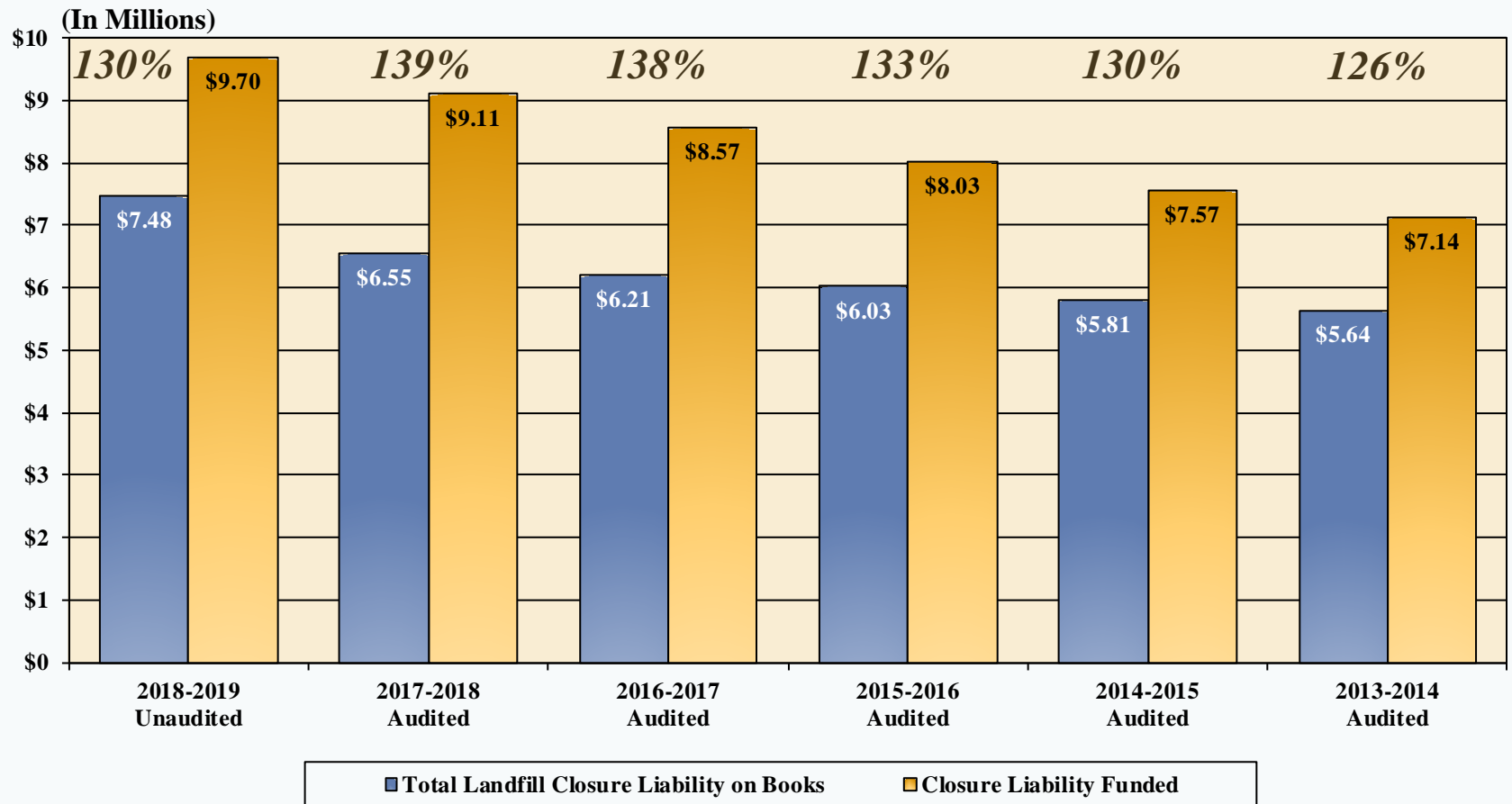
Actual Less Encumbrances / Prior Year: 14%

Robert W. Germaine, Clerk



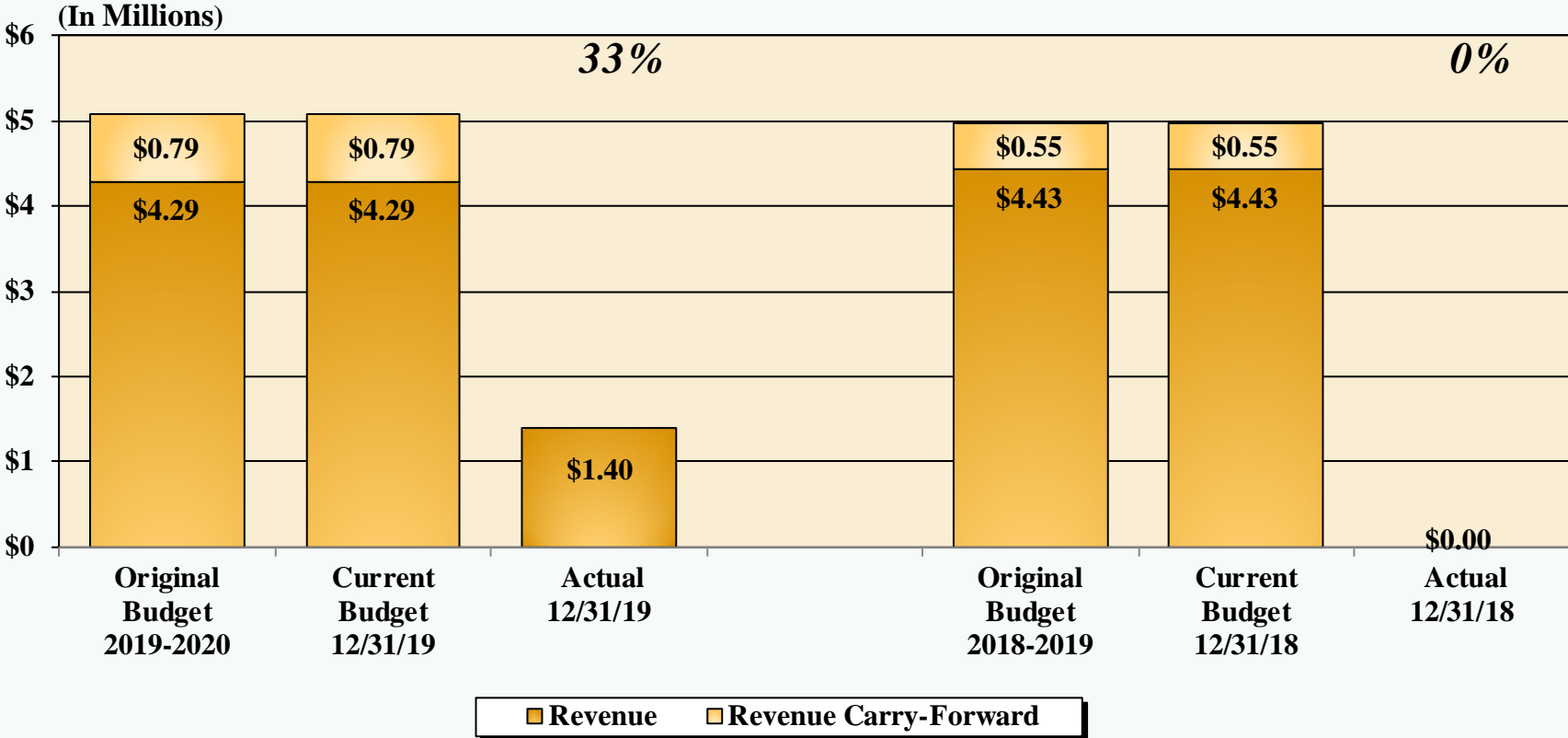
LANDFILL CLOSURE LIABILITY

Percent Funded Six Fiscal Years





REVENUE – ENERGY RECOVERY FUND BUDGET – TO – ACTUAL

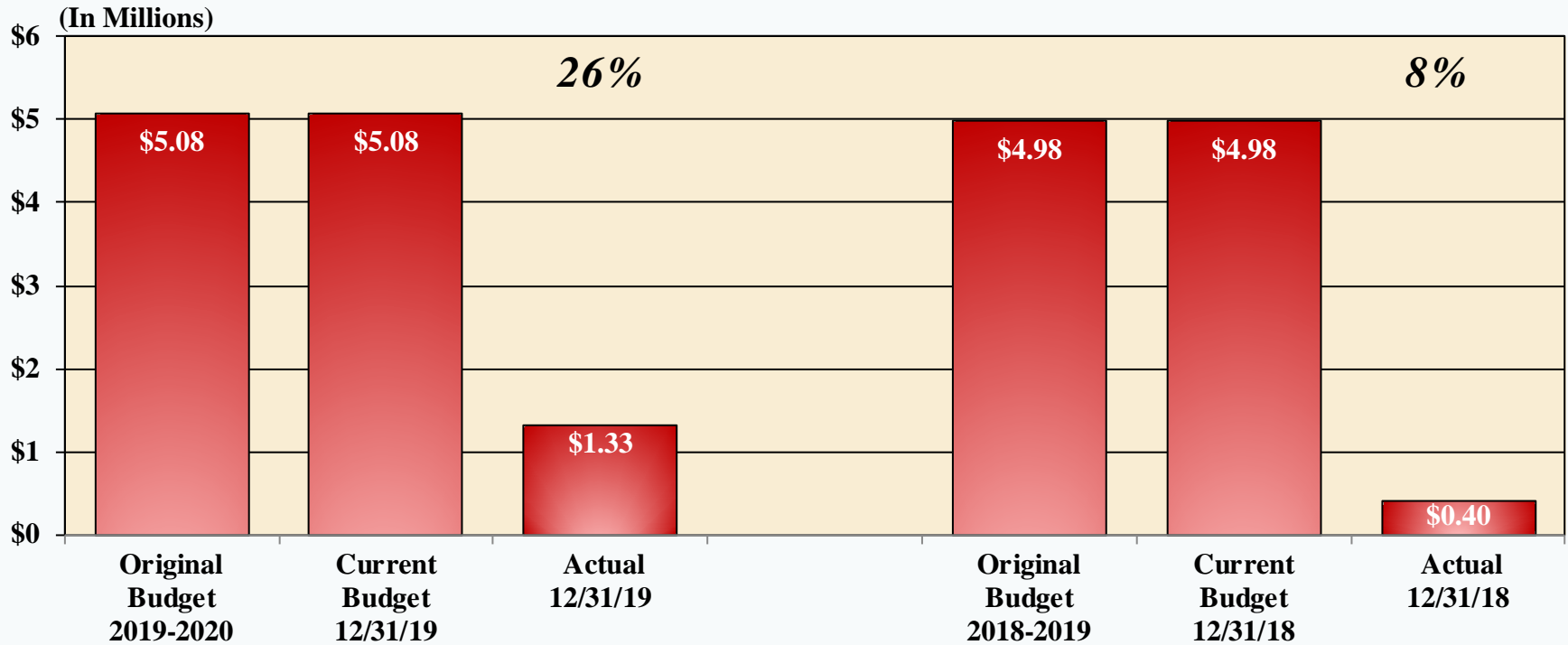


(UNAUDITED)



EXPENSES – ENERGY RECOVERY FUND

BUDGET – TO – ACTUAL AND ENCUMBRANCES



Actual Less Encumbrances / Current Year : 25%

Actual Less Encumbrances / Prior Year: 8%

Robert W. Germaine, Clerk

(UNAUDITED)

FUND SUMMARY

1st QUARTER



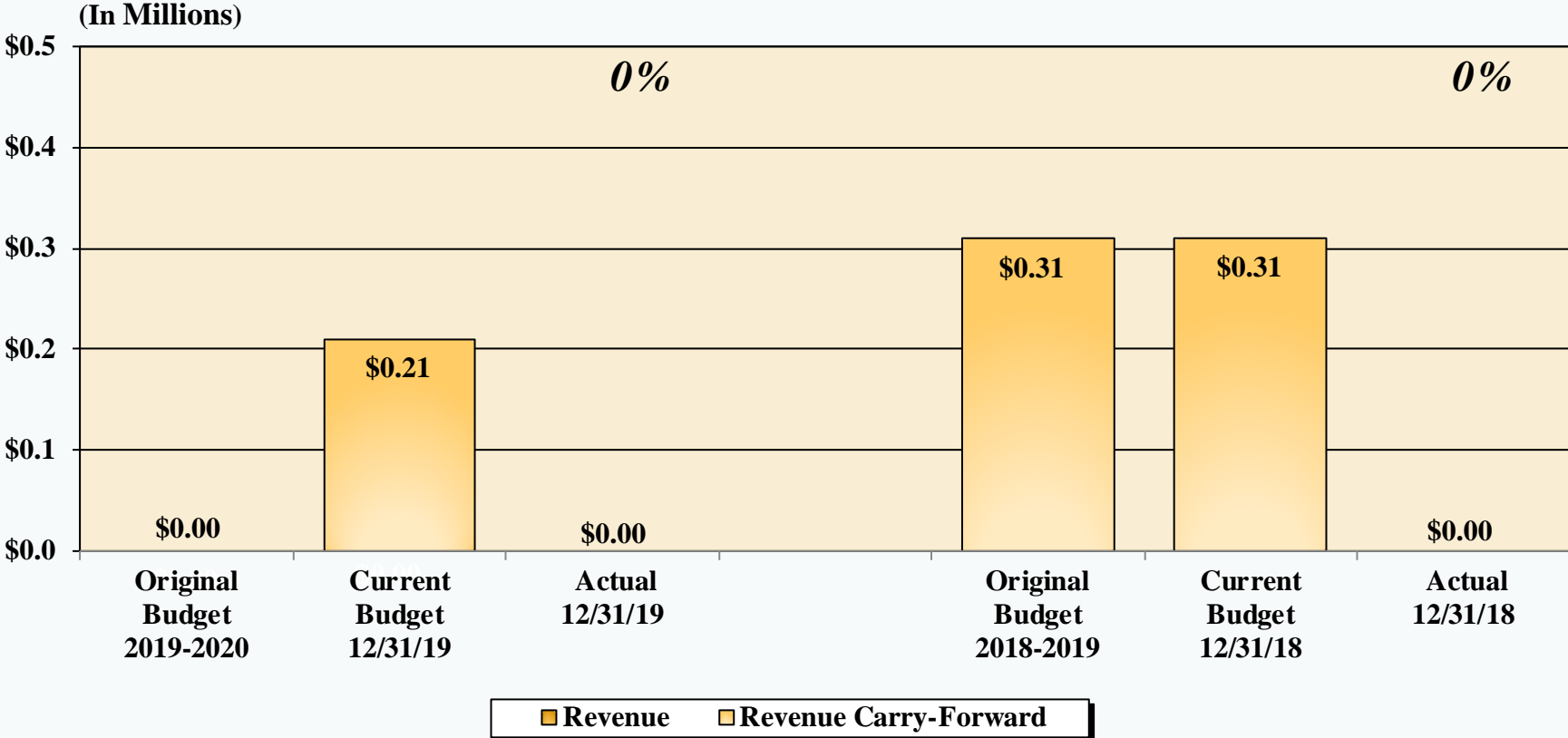
REVENUES		
Fund	Percent Collected / Billed	Percentage Points Above/ Below Target of 25%
General	53%	28 Percentage Points Above Target
Special Revenue	16%	9 Percentage Points Below Target
Solid Waste	62%	37 Percentage Points Above Target
Energy Recovery	33%	8 Percentage Points Above Target
EXPENDITURES		
Fund	Percent Expended & Encumbered	Percentage Points Above/ Below Target of 25%
General	29%	4 Percentage Points Above Target
Special Revenue	24%	1 Percentage Points Below Target
Solid Waste	21%	4 Percentage Points Below Target
Energy Recovery	26%	1 Percentage Points Above Target

Robert W. Germaine, Clerk

(UNAUDITED)



REVENUE ISSRRN CAPITAL PROJECT FUND BUDGET – TO – ACTUAL



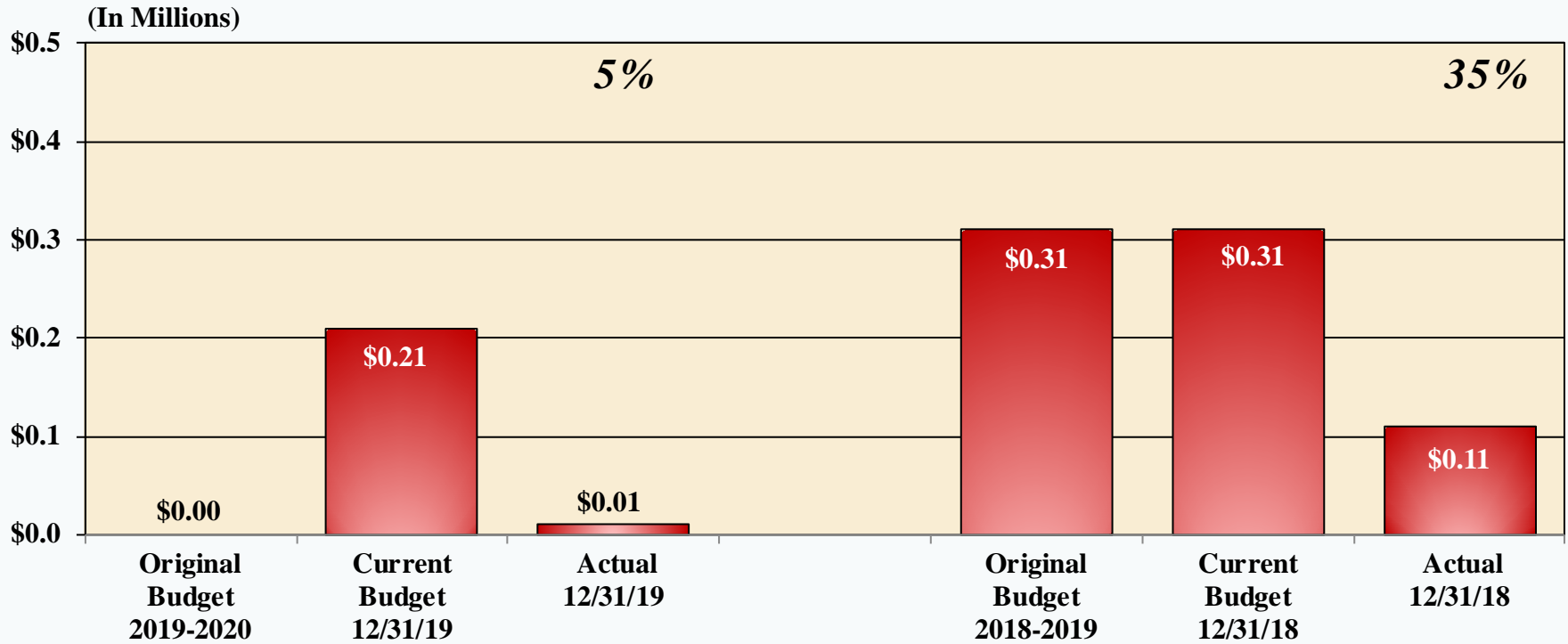
(UNAUDITED)



EXPENDITURES

ISSRRN CAPITAL PROJECT FUND

BUDGET – TO – ACTUAL AND ENCUMBRANCES



Actual Less Encumbrances /Current Year : 1%

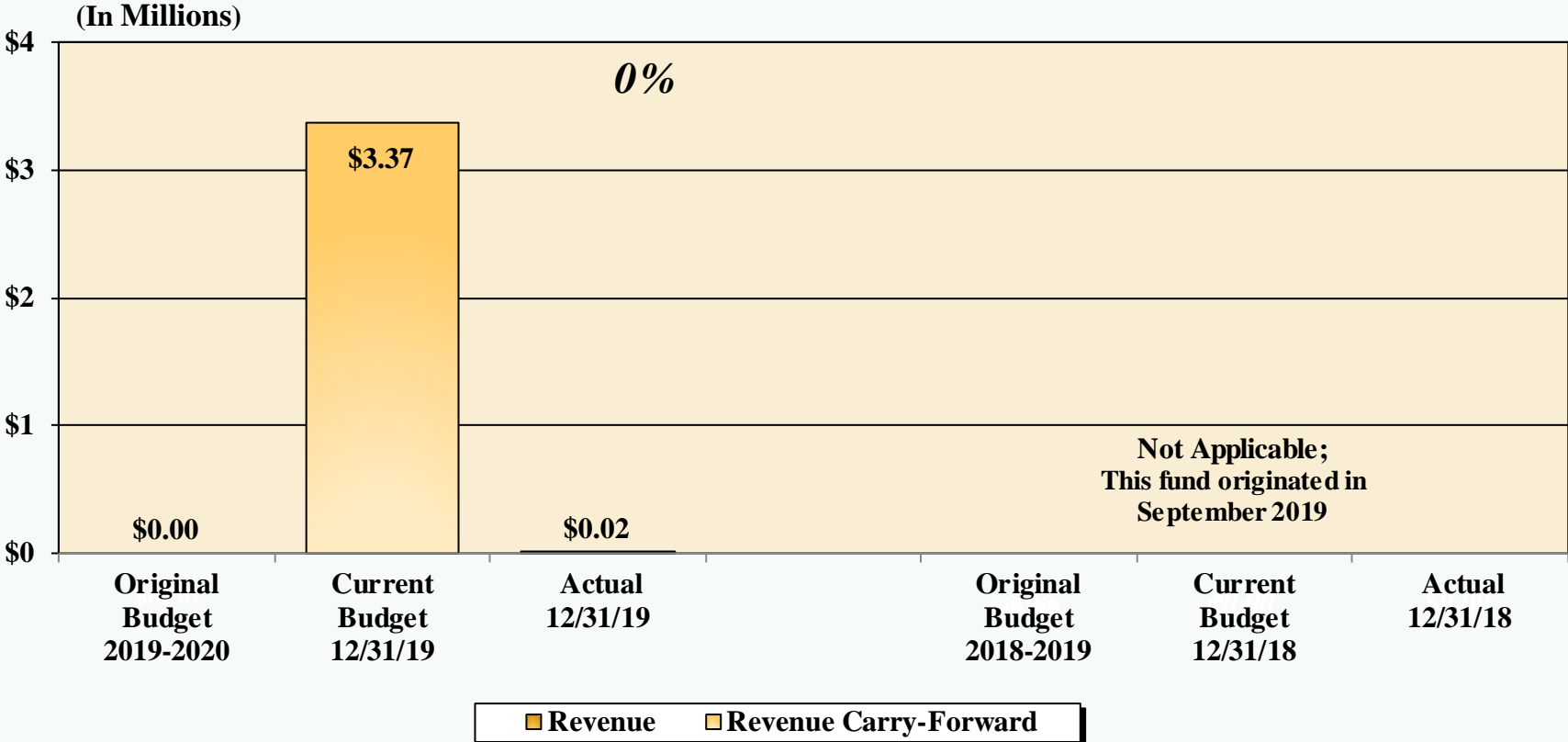
Actual Less Encumbrances / Prior Year: 35%

Robert W. Germaine, Clerk

(UNAUDITED)



REVENUE PIRN CAPITAL PROJECT FUND BUDGET – TO – ACTUAL



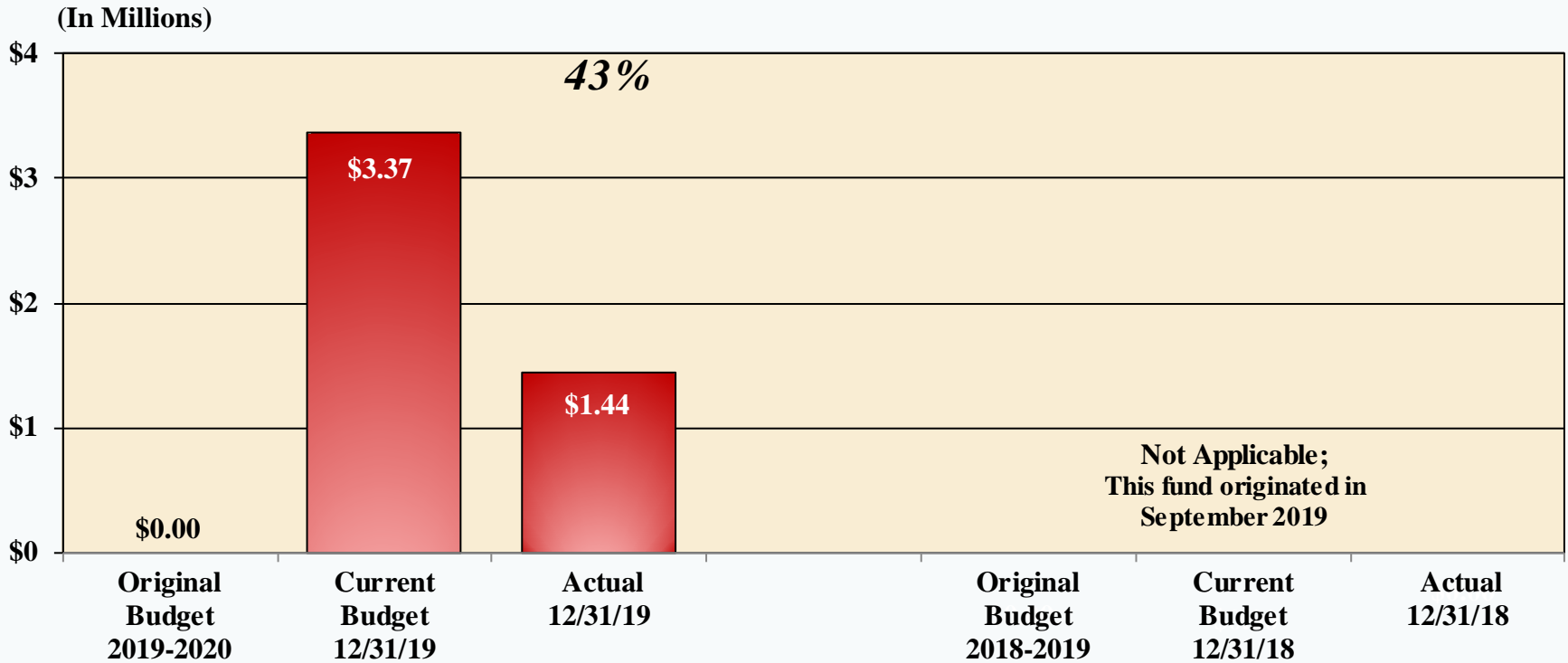
(UNAUDITED)



EXPENDITURES

PIRN CAPITAL PROJECT FUND

BUDGET – TO – ACTUAL AND ENCUMBRANCES



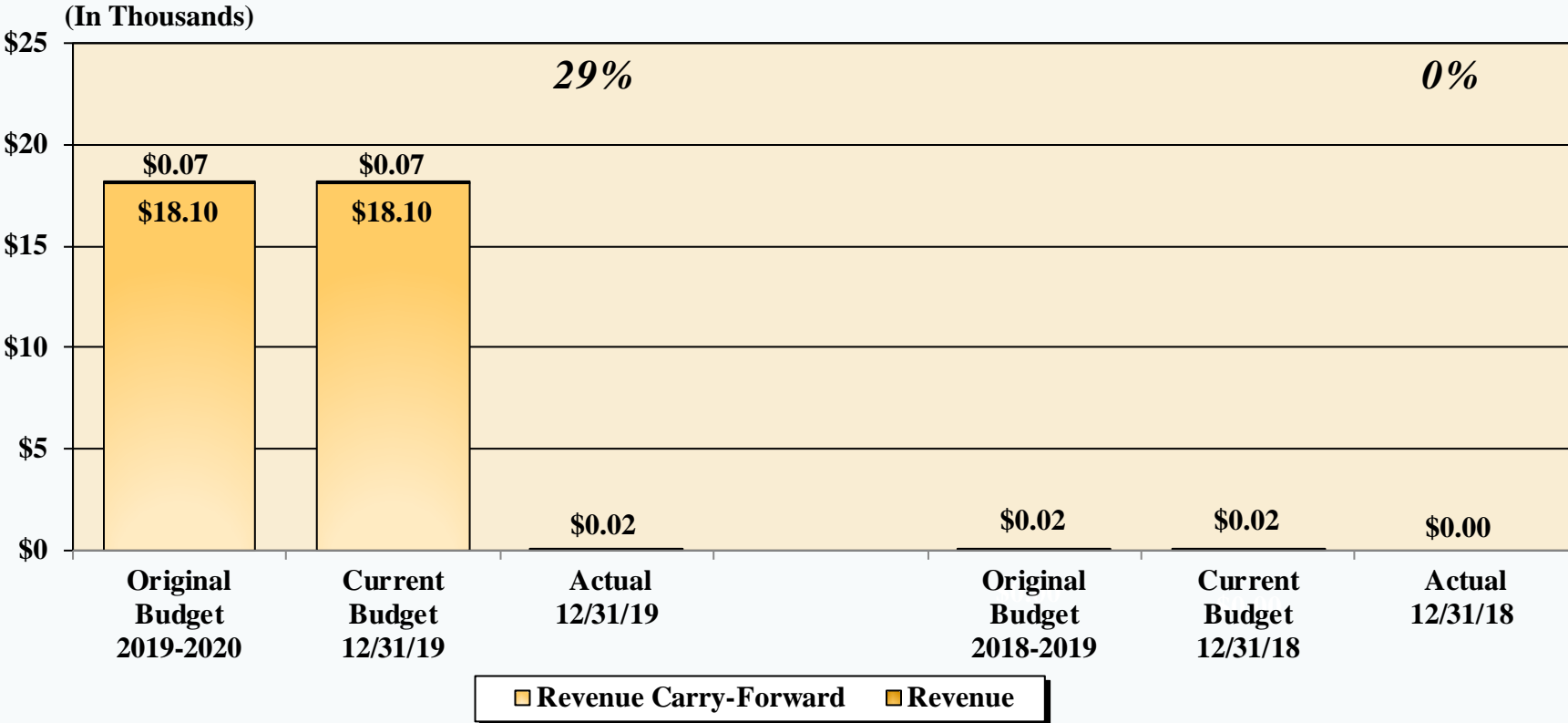
Actual Less Encumbrances /Current Year : 42%

Actual Less Encumbrances / Prior Year: 0%

Robert W. Germaine, Clerk



REVENUE – IMPACT FEES BUDGET – TO – ACTUAL

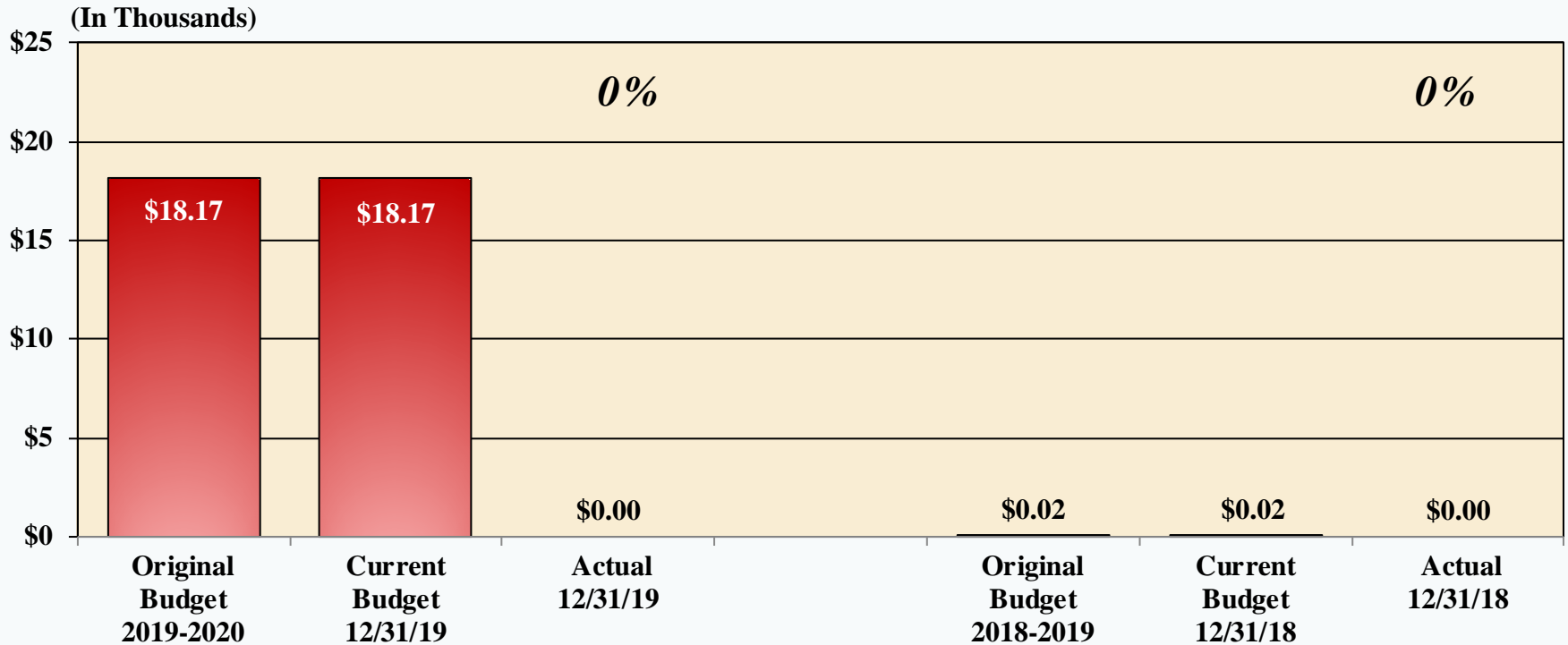


(UNAUDITED)



EXPENDITURES – IMPACT FEES

BUDGET – TO – ACTUAL AND ENCUMBRANCES



Actual Less Encumbrances /Current Year : 0%

Actual Less Encumbrances / Prior Year: 0%

Robert W. Germaine, Clerk

(UNAUDITED)

IMPACT FEES COLLECTION & EXPENDITURE SUMMARY

Fund	Collections	Expended / Encumbered	Unspent Balance
FY 2008 Collections, Expended by 9/30/2014			
Parks & Rec. Avon Park	\$6,494.48	\$(4,623.89)	\$1,870.59
FY 2009 Collections, Expended by 9/30/2015			
Transportation Lake Placid	62,147.41	(13,134.44)	49,012.97
Parks & Rec. Avon Park	2,415.54	0.00	2,415.54
Corrections Facilities	10,289.43	(7,349.64)	2,939.79
Libraries	3,658.77	(2,693.98)	964.79
Law Enforcement	3,201.05	(2,476.89)	724.16
EMS	1,700.77	(1,259.85)	440.92
FY 2011 Collections, Expended by 9/30/2017			
Transporation Lake Placid	0.00	(49,012.97)	(49,012.97)
Fire	4,053.27	(832.97)	3,220.30
EMS	365.94	0.00	365.94
TOTAL			\$12,942.03

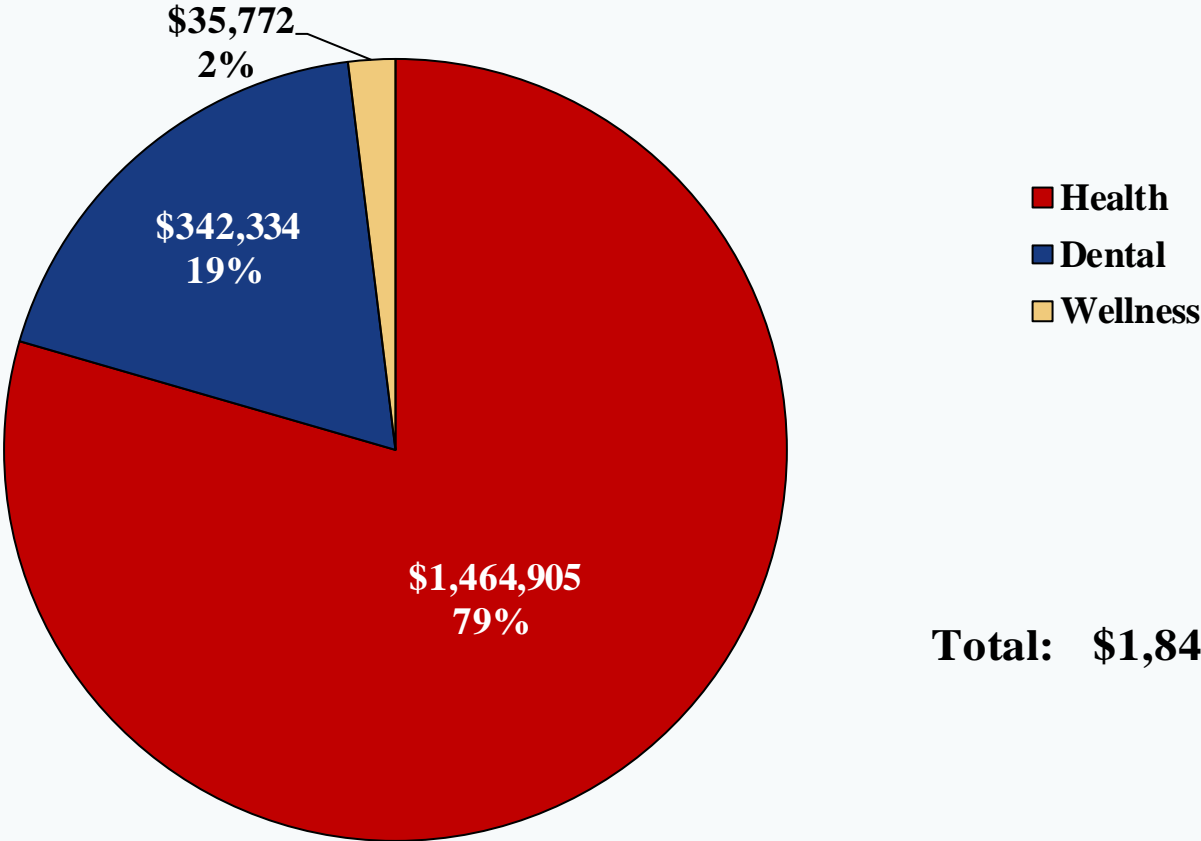
Robert W. Germaine, Clerk

(UNAUDITED)

EMPLOYEE BENEFIT FUND

FUND BALANCE

As of December 31, 2019

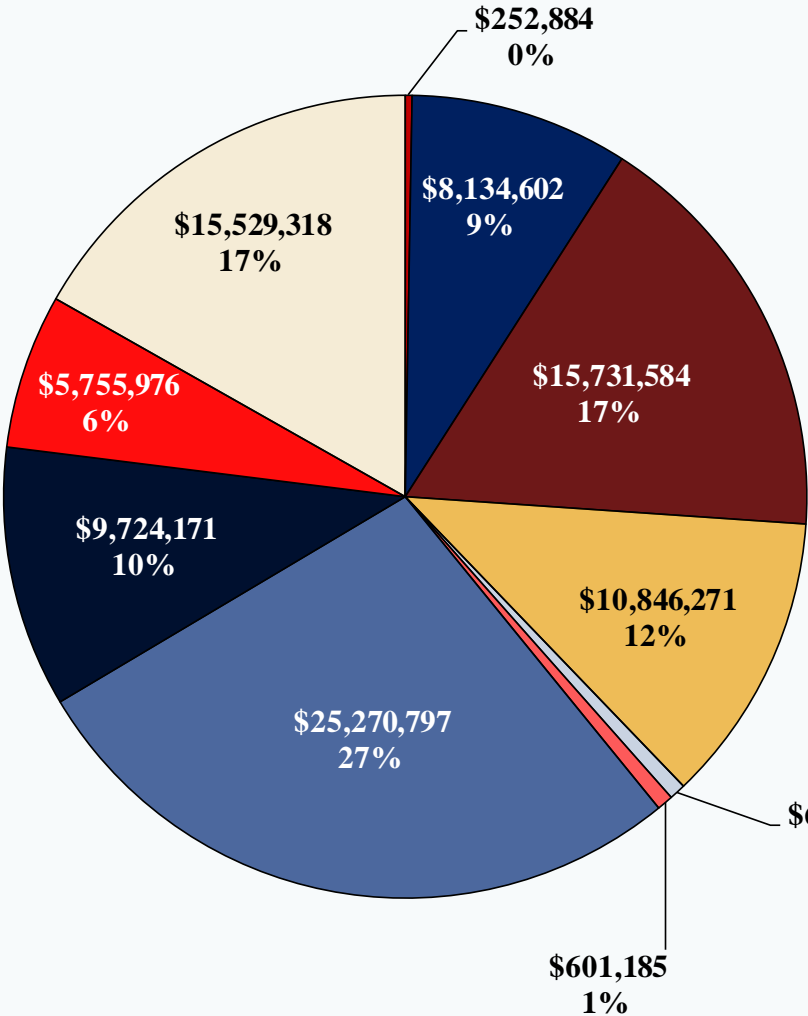


Total: \$1,843,011

(UNAUDITED)

BOCC INVESTMENT PORTFOLIO

As of December 31, 2019



- JP Morgan Chase (earning 0.00%)
- TD Bank (earning 0.60%)
- Certificates of Deposit (earning 1.65 - 2.44%)
- FL PRIME (earning 1.83%)
- FLGIT Short-Term Bond (earning 3.481%)
- FLGIT Day-To-Day (earning 2.32%)
- FL PALM (earning 1.82%)
- FLCLASS (earning 1.80%)
- FL SAFE (earning 1.76 - 3.05%)
- FL FIT (earning 1.85%)

TOTAL: \$92,457,605

Robert W. Germaine, Clerk

(UNAUDITED)

BOCC INVESTMENT PORTFOLIO

As of December 31, 2019



Investment	Book Value	Market Value	Rate of Return		Investment Earnings		Quarterly Fees	Credit Rating	Purchase Date	Maturity Date	Average Maturity (In Days)	Portfolio Diversification		
	General Ledger Balance	Statement Balance	30-day	12-Month	Quarter	YTD						% of Total Portfolio	% By Institution	% By Type
JP Morgan Chase - Cigna	\$ 252,883.74	\$ 252,883.74	0.000%	0.000%	\$ -	\$ -	\$ -	(c) 5 stars	N/A	N/A	0	0.27%	0.27%	
TD Bank - Clearing	7,520,343.18	8,134,602.47	0.050%	0.600%	\$ 11,182.07	\$ 11,182.07	\$ 5,269.01	(c) 4 stars	N/A	N/A	0	8.81%		9.08%
TD Bank - 12 month CD	5,178,833.85	5,178,833.85	0.203%	2.440%	-	-	(e)	Not Rated	1/7/2019	1/7/2020	7	5.60%		
TD Bank - 12 month CD	2,552,750.00	2,552,750.00	0.198%	2.380%	-	-	(e)	Not Rated	4/19/2019	4/18/2020	109	2.76%		
TD Bank - 12 month CD	5,000,000.00	5,000,000.00	0.138%	1.650%	-	-	(e)	Not Rated	12/20/2019	12/21/2020	356	5.41%	22.58%	
Regions Bank - 12 month CD	3,000,000.00	3,000,000.00	0.161%	1.930%	-	-	(e)	Not Rated	6/12/2019	6/11/2020	163	3.24%	3.24%	17.01%
FL PRIME	10,846,271.44	10,846,271.44	0.273%	1.830%	40,298.89	40,298.89	(e)	(d) AAAM	Various	N/A	1	11.73%	11.73%	
FLGIT - Short-Term Bond	610,816.73	610,816.73	0.154%	3.481%	2,815.91	2,815.91	(e)	(d) AAAM	Various	N/A	3	0.66%		
FLGIT - Day to Day Fund	601,184.56	601,184.56	0.146%	2.320%	2,776.63	2,776.63	(e)	(d) AAAM	Various	N/A	1	0.65%	1.31%	
FL PALM	22,770,796.86	22,770,796.86	0.152%	1.820%	52,679.05	52,679.05	(e)	(d) AAAM	Various	N/A	1	24.63%		
FL PALM - Term Series	-	-	0.000%	0.000%	20,510.74	20,510.74	(e)	(d) AAAM	9/17/2019	12/13/2019	0	0.00%		
FL PALM - Term Series	-	-	0.000%	0.000%	24,683.98	24,683.98	(e)	(d) AAAM	9/20/2019	12/19/2019	0	0.00%		
FL PALM - Term Series	2,500,000.00	2,500,000.00	0.152%	1.820%	-	-	(e)	(d) AAAM	8/28/2019	4/24/2020	115	2.70%	27.33%	
FL CLASS	9,724,171.10	9,724,171.10	0.298%	1.800%	29,099.81	29,099.81	(e)	(d) AAAM	Various	N/A	1	10.52%	10.52%	
FL SAFE - Stable NAV	2,608,376.42	2,608,376.42	0.147%	1.760%	12,186.97	12,186.97	(e)	(d) AAAM	Various	N/A	1	2.82%		
FL SAFE - Variable NAV	3,147,600.00	3,147,600.00	0.153%	3.050%	16,800.00	16,800.00	(e)	(d) AAAM	11/1/2017	3/31/2020	91	3.40%	6.22%	
FL FIT - Cash Pool	15,529,317.58	15,529,317.58	0.280%	1.850%	52,122.86	52,122.86	(e)	(d) AAAM	Various	N/A	1	16.80%	16.80%	73.91%
	\$ 91,843,345.46	\$ 92,457,604.75	0.197%	1.811%	\$265,156.91	\$265,156.91	\$ 5,269.01			(b) WAM	35	100.00%	100.00%	100.00%

Benchmark (a)	0.128%	1.540%
Above/(Below) Benchmark	0.069%	0.271%

(a) S&P Rated GIP Index/Government Net Yield Benchmark (as of January 3, 2020)

(b) WAM (Weighted Average Maturity)

(c) At Bauer Financial, banks are rated by stars. As of 9/30/2019, JP Morgan Chase was rated 5 stars and TD Bank was rated 4 stars. The rating system is: 5 star is Superior; 4 star is Excellent; 3 1/2 star is Good; 3 star is Adequate; 2 star is Problematic; 1 star is Troubled.

(d) The Standard & Poor's rating scale is as follows, from excellent to poor: AAA, AA+, AA, AA-, A+, A, A-, BBB+, BBB, BBB-, BB+, BB, BB-, B+, B, B-, CCC+, CCC, CCC-, CC, C, D. Any rating lower than a BBB- is considered a speculative or junk bond.

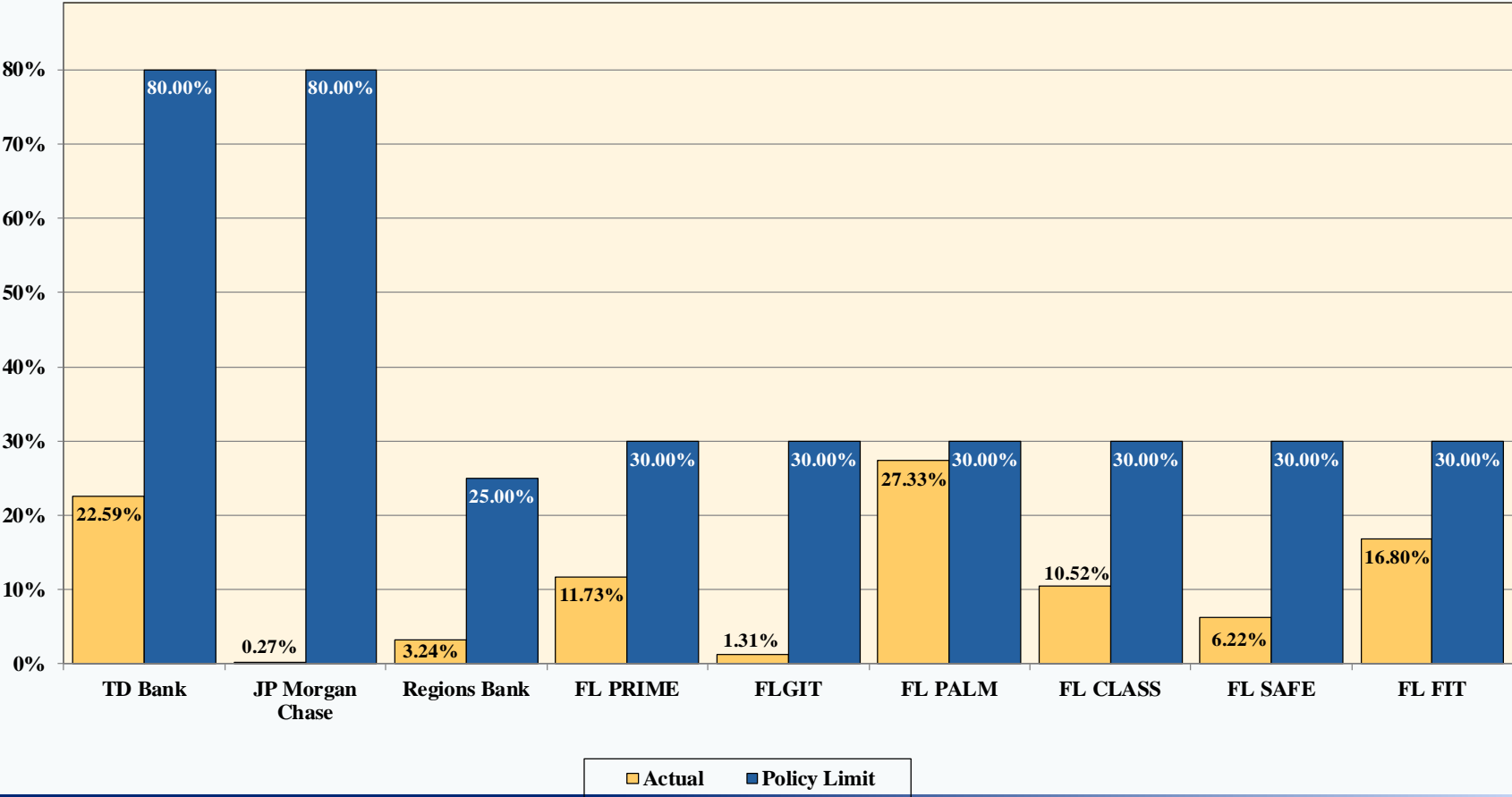
(e) All rates of return are reported net of fees.

Robert W. Germaine, Clerk

(UNAUDITED)

BOCC INVESTMENT PORTFOLIO ISSUER LIMITATIONS

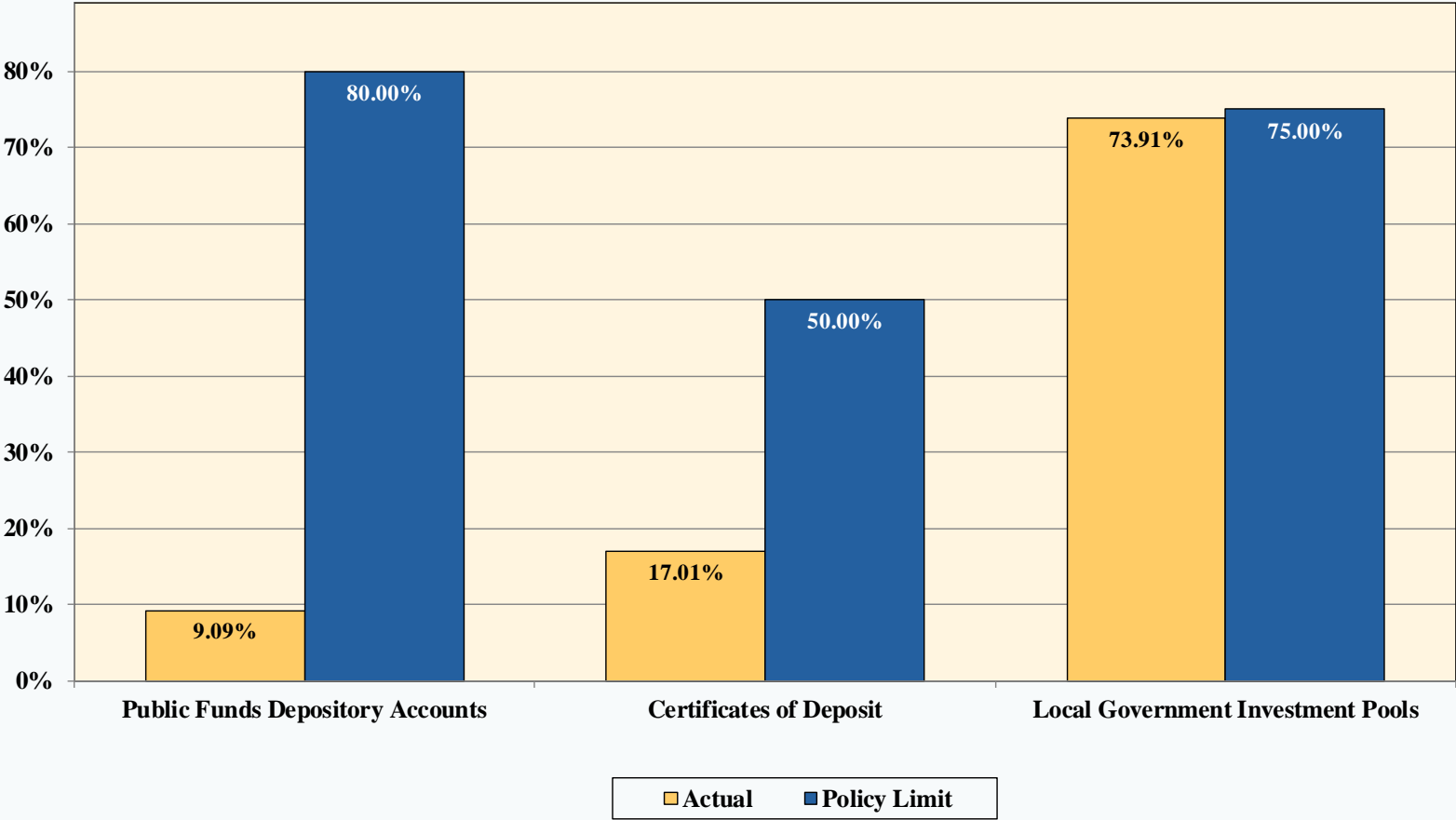
As of December 31, 2019



Robert W. Germaine, Clerk

BOCC INVESTMENT PORTFOLIO TYPE LIMITATIONS

As of December 31, 2019



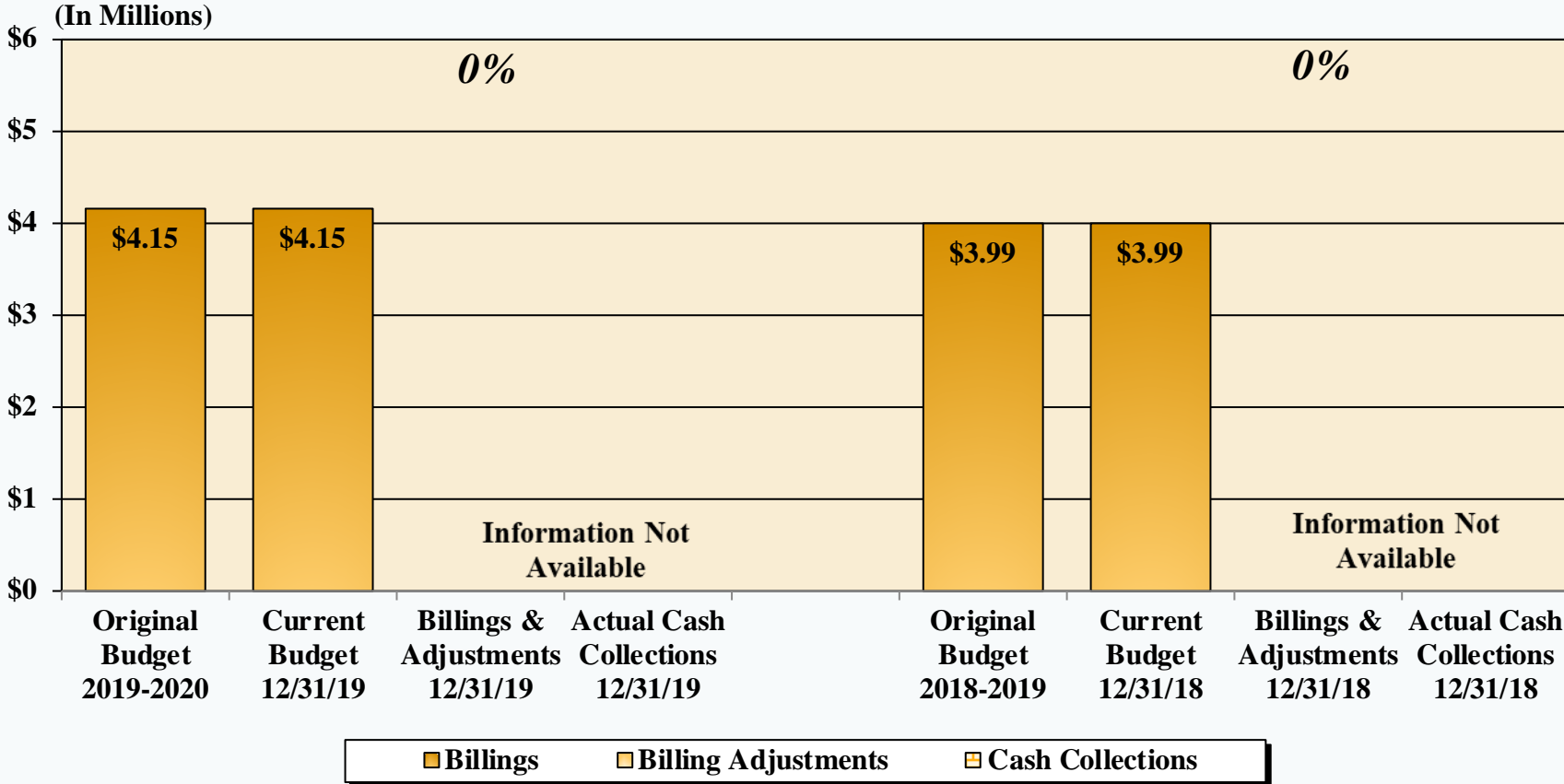


Highlands *County* Florida Clerk *of* Courts

***INTERIM FINANCIAL REPORT
OF EMERGENCY MEDICAL SERVICES KEY
OPERATING PERFORMANCE MEASURES AS OF
December 31, 2019
(UNAUDITED)***

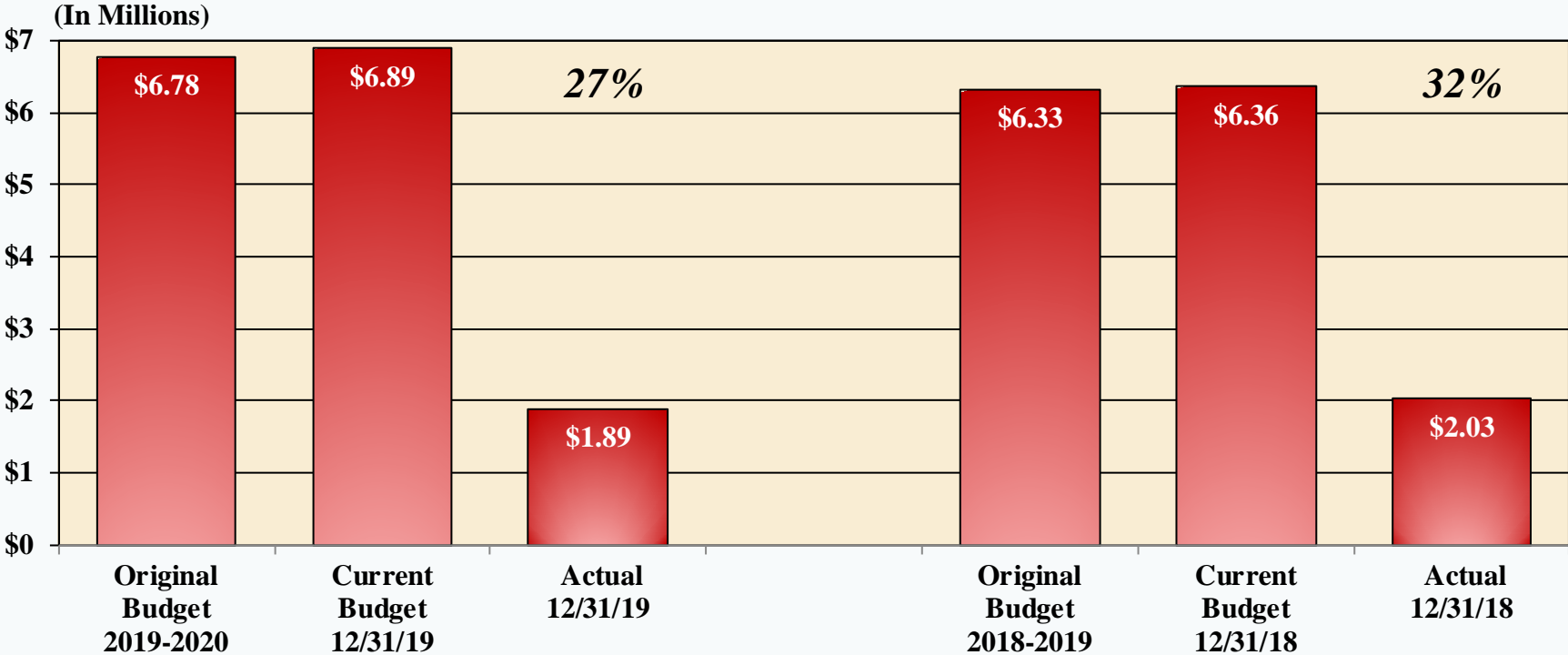
(UNAUDITED)

REVENUE – EMS BUDGET - TO - ACTUAL



(UNAUDITED)

EXPENDITURES – EMS BUDGET-TO-ACTUAL & ENCUMBRANCES



Actual Less Encumbrances / Current Year: 20%

Actual Less Encumbrances / Prior Year: 26%